

# H<sub>3</sub>PW<sub>12</sub>O<sub>40</sub>: Highly Efficient Catalysts for the Synthesis of Novel 1,3,5-Triaryl-2-Pyrazoline Derivatives

Razieh Fazaeli<sup>\*,1,2</sup>, Hamid Aliyan<sup>1,2</sup>, Maryam Bordbar<sup>3</sup> and Esmaeel Mohammadi<sup>1</sup>

<sup>1</sup>Department of Chemistry, Islamic Azad University, Shahreza Branch, 86145-311, Iran

<sup>2</sup>Razi Chemistry Research Center, Islamic Azad University, Shahreza Branch, Iran

<sup>3</sup>Department of Chemistry, Islamic Azad University, Qom Branch, Iran

**Abstract:** A series of novel 1,3,5-triaryl-2-pyrazoline derivatives has been synthesized by the reaction of chalcone and phenylhydrazine in high yields. The structures of compounds obtained were determined by IR and <sup>1</sup>H NMR spectra.

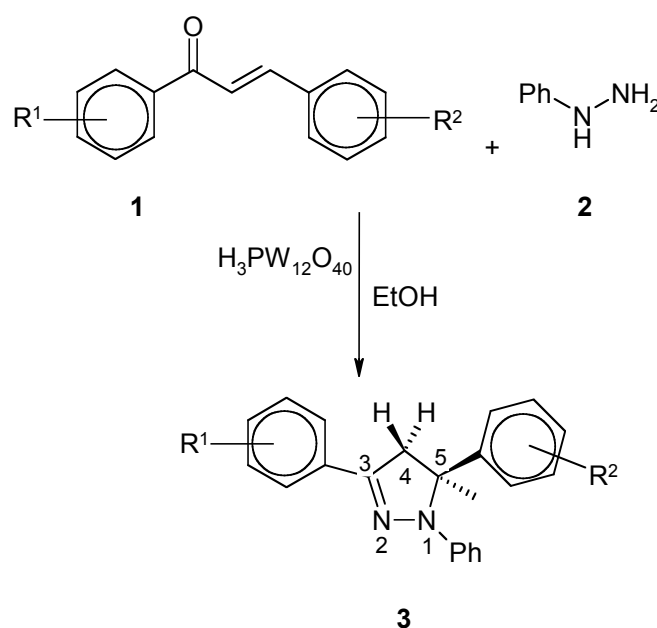
**Keywords:** Heteropoly acids (HPAs), polyoxometalates (POMs), 1,3,5-triaryl-2-pyrazoline, phenylhydrazine, chalcone.

## INTRODUCTION

Pyrazoline derivatives are attracting increasing interest of many researchers, not only in medicinal chemistry because of their bioactivity such as antimicrobial [1, 2], antiamebic [3, 4], antinociceptive [5], anticancer [6], antidepressant [7] and anti-inflammatory [8-12], but also in conjugated fluorescent dyes emitting blue fluorescence with high fluorescence quantum yield [13,14] and electroluminescence fields [15-17]. Recently new pyrazole derivatives were prepared as reverse transcriptase inhibitors for the treatment of HIV disorders [18]. Among the various pyrazoline isomers, 2-pyrazolines appear to be the most frequently investigated compounds. As a consequence, a large number of 2-pyrazolines have been described in the chemical literature, using different synthetic methods for their preparation. An especially popular procedure is based on the reaction of  $\alpha,\beta$ -unsaturated aldehydes and ketones with hydrazines. Several catalysts have been developed for the preparation of these heterocycles, including sodium acetate-acetic acid aqueous solution under ultrasound irradiation [19], hot acetic acid solution [20] and K<sub>2</sub>CO<sub>3</sub>-mediated microwave irradiation [21].

In recent decades, uses of heteropoly acids (HPAs) as catalysts for fine organic synthetic processes have been developed and are important for industries related with fine chemicals [22], including flavors, pharmaceuticals and food industries [23, 24]. Solid heteropoly acids have attracted much attention in organic synthesis owing to easy work-up procedures, easy filtration, and minimization of cost and waste generation due to reuse and recycling of the catalysts [25].

In continuation of our previously reported catalytic properties of heteropoly acids, (HPAs) [26], herein, we wish to report a suitable method for the use of Keggin-type polyoxometalate (POMs), H<sub>3</sub>PW<sub>12</sub>O<sub>40</sub> (denoted as HTP hereafter) as heterogeneous catalyst for the synthesis of 1,3,5-triaryl-2-pyrazolines derivatives (Scheme 1).



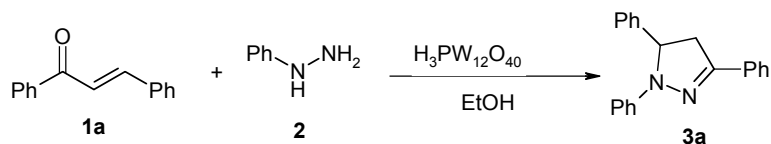
**Scheme 1.** Synthesis of 1,3,5-triaryl-2-pyrazolines.

## RESULTS AND DISCUSSION

When 1 mmol of chalcone was treated with 1 mmol phenylhydrazine using 4 mol % of HTP, as catalyst for 2.5-7.5 h, 1,3,5-triaryl-2-pyrazoline was isolated in 90-98% yield. A comparative study was carried out using chalcone and phenylhydrazine as a model system with different solvents, temperature and different quantity of catalyst. Ethanol was shown to be superior to the solvents examined (Table 1). Using 4 mol% of catalyst to chalcone shows the best result for this reaction in EtOH at 45 °C. Different stoichiometries of the reaction were tested to find the optimized conditions. As shown in Table 1, chalcone/phenylhydrazine = 1:1 was determined to be the more suitable system to obtain the desired products with high yield.

On the basis of the above results, to extend the scope and generality of this method, several structurally diverse

\*Address correspondence to this author at the Department of Chemistry, Islamic Azad University, Shahreza Branch, 86145-311, Iran; Tel: +98 321 3232706-7; Fax: +98 321 3232701-2; E-mail: fazaeli@iaush.ac.ir

**Table 1.** Effect of Different Conditions in the Reaction of Chalcone with Phenylhydrazine<sup>a</sup>

Temperature	Yield (%) <sup>b</sup>								
	EtOH	MeOH	CH <sub>3</sub> CN	CH <sub>2</sub> Cl <sub>2</sub>	Toluene	EtOH <sup>c</sup>	EtOH <sup>d</sup>	EtOH <sup>e</sup>	EtOH <sup>f</sup>
r.t. (25°C)	85	65	65	25	30	5	76	75	65
45 °C	98	75	86	35	45	10	86	90	85

<sup>a</sup>Reaction conditions: chalcone (1 mmol), phenylhydrazine (1 mmol) and catalyst (4 mol%), in solvent (5ml), after 6h. (b) Isolated Yields. (c) Without catalyst. (d) Chalcone (1 mmol), phenylhydrazine (2 mmol) was used. (e) Chalcone (1 mmol), phenylhydrazine (3 mmol) was used. (f) Catalyst (3 mol%).

**Table 2.** Synthesis of 1,3,5-Triaryl-2-Pyrazoline Derivatives in The Presence of HTP<sup>a</sup>

Entry	R <sub>1</sub>	R <sub>2</sub>	Time (h)	Yield (%) <sup>b</sup>	TON (TON = $\frac{(\% \text{ conv}) (\text{mol sub})}{\text{mol catalyst}}$ )	TOF (TOF = $\frac{\text{TON}}{\text{time (h)}}$ )	Mp(°C)	
							Found	Reported
3a	H	H	4.5	98	2.45	0.54	130-132	134-135[21]
3b	H	4-NO <sub>2</sub>	6	92	2.30	0.38	137-139	-
3c	H	4-Me	3.5	98	2.45	0.70	128-130	128-130[19]
3d	H	4-Cl	7.5	92	2.30	0.31	135-136	133-134[20]
3e	H	3-Cl	5	92	2.30	0.46	131-133	134-136[19]
3f	H	2-Cl	5.45	90	2.25	0.41	131-133	134-135[20]
3g	H	2,4-Cl <sub>2</sub>	6	90	2.25	0.38	127-129	-
3h	H	3-Br	5.5	92	2.30	0.42	139-141	141-143[19]
3i	H	4-MeO	2.5	98	2.45	0.98	110-112	110-112[19]
3j	4-Cl	H	5	98	2.45	0.49	143-145	143-145[19]
3k	4-Br	H	6	98	2.45	0.41	144-147	-

<sup>a</sup>Reaction conditions: chalcone (1 mmol), phenylhydrazine (1 mmol) and H<sub>3</sub>PW<sub>12</sub>O<sub>40</sub> (4 mol%), in EtOH (5 mL), at 45°C.

<sup>b</sup>Isolated Yield.

chalcones and phenylhydrazines were cyclized to give 1,3,5-triaryl 2-pyrazoline by HTP. The results are listed in Table 2. It could be seen that the reactions proceeded well with all substrates, but substrates with electron-donating groups were generally more reactive than those with electron-withdrawing groups.

A reasonable pathway for the reaction of chalcone with phenylhydrazine in the presence of HTP is also presented by Scheme 2.

## EXPERIMENTAL

### Material and Methods

All materials were commercial reagent grade. Aldehydes, phenylhydrazine and acetophenone were obtained from Merck or Aldrich. H<sub>3</sub>PW<sub>12</sub>O<sub>40</sub> were purchased from Merck chemical company. FT-IR spectra were obtained as potassium bromide pellets in the range 400-4000 cm<sup>-1</sup> with Nicolet Impact 400 D. <sup>1</sup>H NMR spectra were recorded with a Bruker-Avance AQS 300 MHZ. The melting points were

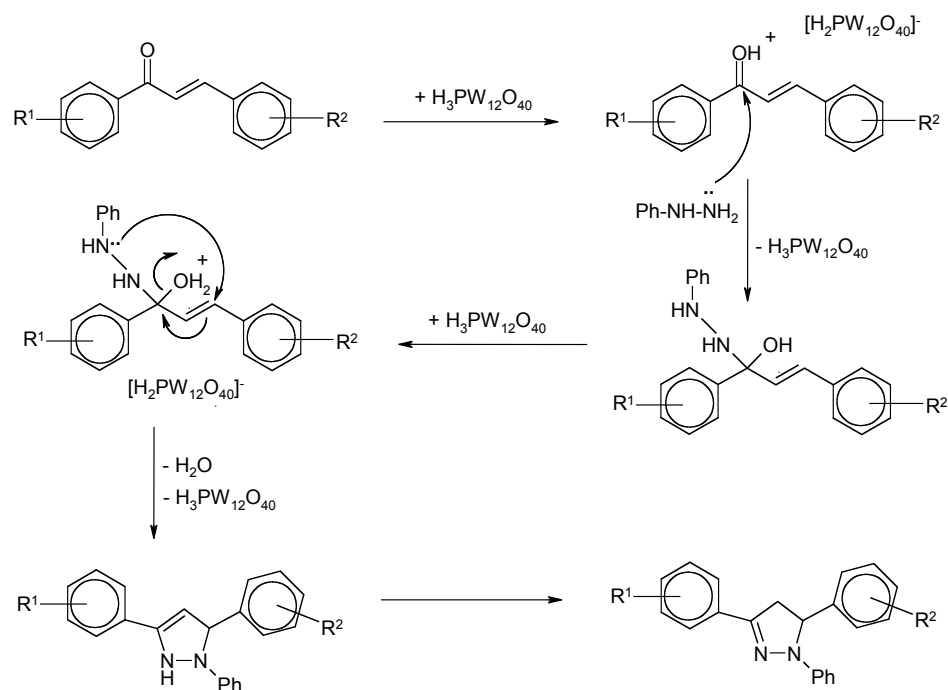
determined using an electrothermal digital melting point apparatus and are uncorrected. Reaction courses and product mixtures were monitored by thin layer chromatography.

### General Procedure for the Synthesis of Chalcone

Chalcone derivatives were synthesis and purified as described elsewhere [27].

### Typical Procedure for the Synthesis of 1,3,5-Triaryl-2-Pyrazoline

The following components were added to the reaction vessels: chalcone (1 mmol), phenylhydrazine (1 mmol) and H<sub>3</sub>PW<sub>12</sub>O<sub>40</sub> (4 mol%) in EtOH (5 mL) at 45°C. Progress of the reaction was monitored by TLC. At the end of the reaction the mixture was washed off the vessel using EtOAc (20 ml) and then was filtered. The filtrate was dried (MgSO<sub>4</sub>) and evaporated. Then, the crude product was purified on a silica gel plate or a silica gel column (20% ethyl acetate in



Scheme 2.

hexane) to provide 1,3,5-triaryl-2-pyrazoline. The products were identified by comparison of their physical data with those prepared in accordance with the literature procedures.

### Some Spectroscopic Data

#### 5-(4-Methylphenyl)-1,3-Diphenyl-2-Pyrazoline (3c)

<sup>1</sup>H NMR (CDCl<sub>3</sub>): δ 2.34 (s, 3H, CH<sub>3</sub>), 3.14 (dd, J=7.1, 17.0 Hz, 1H), 3.85 (dd, J=12.1, 17.0 Hz, 1H), 5.27 (dd, J=6.9, 12 Hz, 1H) 6.77-7.75 (m, 14H) ppm. Anal. calcd. for C<sub>22</sub>H<sub>20</sub>N<sub>2</sub>: C 84.62, H 6.41, N 8.97; found C 84.61, H 6.43, N 9.00. <sup>13</sup>C NMR: 21.68, 44.09, 64.73, 113.69, 119.47, 126.23, 128.43, 128.88, 129.34, 129.57, 130.19, 133.07, 137.67, 141.53, 145.43, 147.17. IR (KBr) ν<sub>max</sub> 1117, 1499, 1593 cm<sup>-1</sup>.

#### 5-(4-Chlorophenyl)-1,3-Diphenyl-2-Pyrazoline (3d)

<sup>1</sup>H-NMR (CDCl<sub>3</sub>): δ 3.04 (dd, J = 7.4, 17.6 Hz, 1H), 3.77 (dd, J = 11.6, 17.6 Hz, 1H), 5.67 (dd, J = 7.4, 11.6 Hz, 1H), 6.71-7.64 (m, 14H); Anal. Calcd. for C<sub>21</sub>H<sub>17</sub>ClN<sub>2</sub>: C, 75.78; H, 5.15; N, 8.41. Found: C, 75.69; H, 5.10; N, 8.49%. <sup>13</sup>CNMR: 43.4, 63.8, 113.4, 119.4, 125.7, 127.3, 128.5, 128.7, 128.9, 129.3, 129.9, 132.5, 133.3, 141.1, 144.6, 146.7.

#### 5-(3-Chlorophenyl)-1,3-Diphenyl-2-Pyrazoline (3e)

<sup>1</sup>H NMR (CDCl<sub>3</sub>): δ 3.08 (dd, J=6.8, 17.0 Hz, 1H), 3.43 (dd, J=12.2, 17.2 Hz, 1H), 5.63 (dd, J=6.9, 12.4 Hz, 1H) 6.85-7.81 (m, 14H) ppm. Anal. calcd. for C<sub>21</sub>H<sub>17</sub>N<sub>2</sub>Cl: C 85.85, H 5.72, N 9.43; found C 85.79, H 5.70, N 9.41. <sup>13</sup>C NMR: 42.37, 61.54, 113.58, 119.60, 124.44, 127.79, 128.07, 128.92, 129.18, 129.48, 130.67, 132.53, 133.04, 135.04, 139.67, 144.84, 147.53. IR (KBr) ν<sub>max</sub> 1127, 1501, 1593 cm<sup>-1</sup>.

#### 5-(2-Chlorophenyl)-1,3-Diphenyl-2-Pyrazoline (3f)

<sup>1</sup>H NMR (CDCl<sub>3</sub>): δ 3.06 (dd, J = 4.8, 17.6 Hz, 1H), 3.96 (dd, J = 11.2, 17.7 Hz, 1H), 5.64 (dd, J = 4.7, 11.0 Hz, 1H), 6.76-7.74 (m, 14H); Anal. Calcd. for C<sub>21</sub>H<sub>17</sub>ClN<sub>2</sub>: C, 75.78;

H, 5.15; N, 8.41. Found: C, 75.83; H, 5.23; N, 8.38%. <sup>13</sup>C NMR (δ): 41.9, 61.5, 113.3, 119.2, 125.9, 127.5, 127.9, 128.3, 128.5, 128.8, 129.3, 129.8, 131.4, 132.2, 139.5, 144.6, 147.4.

#### 5-(2,4-Dichlorophenyl)-1,3-Diphenyl-2-Pyrazoline (3g)

<sup>1</sup>H NMR (CDCl<sub>3</sub>): δ 3.02 (dd, J = 6.6, 17.6 Hz, 1H), 3.97 (dd, J=12.5, 17.5 Hz, 1H), 5.59 (dd, J = 6.6, 12.2 Hz, 1H), 6.69-7.71 (m, 13H); Anal. Calcd. for C<sub>21</sub>H<sub>16</sub>Cl<sub>2</sub>N<sub>2</sub>: C, 68.67; H, 4.39; N, 7.62. Found: C, 68.73; H, 4.39; N, 7.71%. <sup>13</sup>CNMR (δ): 41.5, 60.9, 113.5, 119.5, 124.3, 125.6, 127.4, 127.7, 128.6, 128.5, 128.5, 129.2, 129.5, 132.1, 133.9, 137.7, 144.4, 147.5.

#### 5-(3-Bromophenyl)-1,3-Diphenyl-2-Pyrazoline (3h)

<sup>1</sup>H NMR (CDCl<sub>3</sub>): δ 3.08 (dd, J=7.1, 17.0 Hz, 1H), 3.35 (dd, J=12.1, 16.9 Hz, 1H), 5.68 (dd, J=6.9, 12.7 Hz, 1H) 6.80-7.75 (m, 14H) ppm. Anal. calcd. for C<sub>21</sub>H<sub>17</sub>N<sub>2</sub>Br: C 85.85, H 5.72, N 9.43; found C 85.78, H 5.69, N 9.43. <sup>13</sup>C NMR: 42.35, 60.47, 113.35, 119.50, 124.23, 127.94, 128.05, 129.06, 129.16, 129.35, 130.59, 132.41, 133.18, 139.66, 145.25, 147.14. IR (KBr) ν<sub>max</sub> 1126, 1502, 1598 cm<sup>-1</sup>.

#### 5-(4-Methoxyphenyl)-1,3-Diphenyl-2-Pyrazoline (3i)

<sup>1</sup>H NMR (CDCl<sub>3</sub>): δ 3.12 (dd, J=7.1, 17.1 Hz, 1H), 3.82 (s, 3H, OCH<sub>3</sub>), 3.87 (dd, J=12.1, 16.9 Hz, 1H), 5.24 (dd, J=7.2, 12 Hz, 1H) 6.75-7.85 (m, 14H) ppm. Anal. calcd. for C<sub>22</sub>H<sub>20</sub>N<sub>2</sub>O: C 84.62, H 6.41, N 8.97; found C 84.56, H 6.40, N 8.93. <sup>13</sup>C NMR: 44.08, 55.64, 64.14, 113.72, 114.46, 119.54, 126.42, 127.91, 128.47, 128.89, 129.19, 130.56, 133.21, 135.03, 145.34, 147.17. FTIR (KBr) ν<sub>max</sub> 1120, 1261, 1512, 1597 cm<sup>-1</sup>.

#### 3-(4-Chlorophenyl)-1,5-Diphenyl-2-Pyrazoline (3j)

<sup>1</sup>H NMR (DMSO): δ 3.15 (dd, J=7.1, 17.0 Hz, 1H), 3.87 (dd, J=12.2, 17.1 Hz, 1H), 5.33 (dd, J=7.3, 12.4 Hz, 1H)

6.83-7.67 (m, 14H) ppm. Anal. calcd. for C<sub>21</sub>H<sub>17</sub>N<sub>2</sub>Cl: C 84.85, H 5.72, N 9.43; found C 84.81, H 5.77, N 9.47. <sup>13</sup>C NMR: 42.39, 61.31, 113.53, 117.26, 126.83, 126.94, 128.64, 129.16, 129.39, 130.55, 132.17, 132.19, 136.05, 139.61, 143.73, 147.39. IR (KBr) ν<sub>max</sub> 1121, 1509, 1599 cm<sup>-1</sup>.

## CONCLUSIONS

In conclusion, we have developed an efficient strategy for the synthesis of 1,3,5-triaryl-2-pyrazoline using H<sub>3</sub>PW<sub>12</sub>O<sub>40</sub>, as an eco-friendly, inexpensive and efficient catalyst. The advantages of this catalytic system is short reaction times, high product yields, non-toxicity of the catalysts, simple and clean work-up of the desired products.

## ACKNOWLEDGEMENTS

We gratefully thank Islamic Azad University, Shahreza Branch for financial support.

## REFERENCES

- [1] Manna, K.; Agrawal, Y.K. Microwave assisted synthesis of new indophenazine 1,3,5-trisubstituted pyrazoline derivatives of benzofuran and their antimicrobial activity. *Bioorg. Med. Chem. Lett.*, **2009**, *19*, 2688-92.
- [2] Abdel-Wahab, B.F.; Abdel-Aziz, H.A.; Ahmed, E.M. Synthesis and antimicrobial evaluation of 1-(benzofuran-2-yl)-4-nitro-3-arylbutan-1-ones and 3-(benzofuran-2-yl)-4,5-dihydro-5-aryl-1-[4-(aryl)-1,3-thiazol-2-yl]-1H-pyrazoles. *Eur. J. Med. Chem.*, **2009**, *44*, 2632-5.
- [3] Abid, M.; Bhat, A.R.; Athar, F.; Azam, A. Synthesis, spectral studies and antimicrobial activity of new 1-N-substituted thiocarbonyl-3-phenyl-2-pyrazolines. *Eur. J. Med. Chem.*, **2009**, *44*, 417-25.
- [4] Budakoti, A.; Bhat, A.R.; Azam, A. Synthesis of new 2-(5-substituted-3-phenyl-2-pyrazolyl)-1,3-thiazolino[5,4-b]quinoxaline derivatives and evaluation of their antimicrobial activity. *Eur. J. Med. Chem.*, **2009**, *44*, 1317-25.
- [5] Kaplancikli, Z.A.; Turan-Zitouni, G.; Özdemir, A.; Can, Ö.D.; Chevallet, P. Synthesis and antinociceptive activities of some pyrazoline derivatives. *Eur. J. Med. Chem.*, **2009**, *44*, 2606-10.
- [6] Havrylyuk, D.; Zimenkovsky, B.; Vasylenko, O.; Zaprutko, L.; Lesyk, R. Synthesis of novel thiazolone-based compounds containing pyrazoline moiety and evaluation of their anticancer activity. *Eur. J. Med. Chem.*, **2009**, *44*, 1396-404.
- [7] Gökhan-Kelekçi, N.; Koyunoğlu, S.; Yabanoğlu, S. Effects of some 1,3,5-trisubstituted-2-pyrazoline derivatives on depression and anxiety parameters of mice. *Bioorg. Med. Chem.*, **2009**, *17*, 675-89.
- [8] Barsoum, F.F.; Hosni, H.M.; Girgis, A.S. Novel bis(1-acyl-2-pyrazolines) of potential anti-inflammatory and molluscicidal properties. *Bioorg. Med. Chem.*, **2006**, *14*, 3929-37.
- [9] Amir, M.; Kumar, H.; Khan, S.A. Synthesis and characterization of a novel 2-pyrazoline. *Bioorg. Med. Chem. Lett.*, **2008**, *18*, 918-922.
- [10] Rathish, I.G.; Javed, K.; Ahmad, S.; Bano, S. Synthesis and antiinflammatory activity of some new 1,3,5-trisubstituted pyrazolines bearing benzene sulfonamide. *Bioorg. Med. Chem. Lett.*, **2009**, *19*, 255-8.
- [11] Barsoum, F.F.; Girgis, A.S. Facile synthesis of bis(4,5-dihydro-1H-pyrazole-1-carboxamides) and their thio-analogues of potential PGE(2) inhibitory properties. *Eur. J. Med. Chem.*, **2009**, *44*, 2172-7.
- [12] Khode, S.; Maddi, V.; Aragade, P.; Palkar, M. Synthesis and pharmacological evaluation of a novel series of 5-(substituted)aryl-3-(3-coumarinyl)-1-phenyl-2-pyrazolines as novel anti-inflammatory and analgesic agents. *Eur. J. Med. Chem.*, **2009**, *44*, 1682-88.
- [13] Ji, S.J.; Shi, H.B. Studies on transition metal ions recognition properties of 1-(2-benzothiazole)-3-(2-thiophene)-2-pyrazoline derivatives. *Dyes Pigments*, **2006**, *70*, 246-250.
- [14] Bian, B.; Ji, S.J.; Shi, H.B. Synthesis and fluorescent property of some novel bischromophore compounds containing pyrazoline and naphthalimide groups. *Dyes Pigments*, **2008**, *76*, 348-52.
- [15] Wei, X.Q.; Yang, G.; Cheng, J.B.; Lu, Z.Y.; Xie, M.G. Synthesis of novel light-emitting calix[4]arene derivatives and their luminescent properties. *Opt. Mater.*, **2007**, *29*, 936-40.
- [16] Pramanik, S.; Banerjee, P.; Sarkar, A. Mukherjee, A.; Mahalanabis, K.K.; Bhattacharya, S.C. spectroscopic investigation of 3-pyrazolyl 2-pyrazoline derivative in homogeneous solvents. *Spectrochim Acta Part A*, **2008**, *71*, 1327-32.
- [17] Pokladko, M.; Gondek, E.; Sanetra, J.; Nizioł, J.; Danel, A.; Kityk, I.V.; Reshak Ali, H. Spectral emission properties of 4-aryloxy-3-methyl-1-phenyl-1H-pyrazolo[3,4-b]quinolines. *Spectrochim Acta Part A*, **2009**, *73*, 281-85.
- [18] Dunn, J.P.; Hogg, J.H.; Mirzadegan, T.; Swallow, S. PCT Int. Appl. (2004). WO 2004-EP1477 20040217. CAN 141:243549; AN 2004:718518.
- [19] Li, J.-T.; Zhang, X.-H.; Lin, Z.-P. An improved synthesis of 1,3,5-triaryl-2-pyrazolines in acetic acid aqueous solution under ultrasound irradiation. *Beilstein J. Org. Chem.*, **2007**, *3*, 13-16.
- [20] Levai, A. Synthesis of chlorinated 3,5-diaryl-2-pyrazolines by the reaction of chlorochalcones with hydrazines. *ARKIVOC*, **2005**, No. ix, 344-52.
- [21] Kidwai, M.; Kukreja, S.; Thakur, R. K<sub>2</sub>CO<sub>3</sub>-Mediated Regioselective synthesis of isoxazoles and pyrazolines. *Lett. Org. Chem.*, **2006**, *3*, 135-39.
- [22] Kozhevnikov, I.V. In: Derouane E.; Ed. *Catalysts for fine chemical synthesis, catalysis by polyoxometalates 2*. Wiley: New York, **2002**.
- [23] Okuhara, T.; Mizuno, N.; Misono, M. Catalytic chemistry of heteropoly compounds. *Adv. Catal.*, **1996**, *41*, 113-252.
- [24] Firouzabadi, H.; Jafari, A.A.; Heteropoly acids, their salts and polyoxometalates as heterogeneous, efficient and eco-friendly catalysts in organic reactions: some recent advance. *J. Iranian. Chem. Soc.*, **2005**, *2*, 85.
- [25] Ono, Y.; Thomas, J. M.; Zamaraev, K.I.; Eds. *Perspectives in catalysis*. Blackwell: London, **1992**.
- [26] (a) Fazaeli, R.; Tangestaninejad, S.; Aliyan, H.; Moghadam, M. One-pot synthesis of dihydropyrimidinones using facile and reusable polyoxometalate catalysts for the Biginelli reaction. *Appl. Catal. A*, **2006**, *309*, 44-51. (b) Fazaeli, R.; Tangestaninejad, S.; Aliyan, H. Highly efficient conversion of aldehydes to geminal diacetates (solvent-free) and their deprotection using facile and reusable molybdenum and tungsten polyoxometalates. *Appl. Catal. A*, **2007**, *318*, 218-26. (c) Fazaeli, R.; Aliyan, H. Clay (KSF and K10)-supported heteropoly acids: Friendly, efficient, reusable and heterogeneous catalysts for high yield synthesis of 1,5-benzodiazepine derivatives both in solution and under solvent-free conditions. *Appl. Catal. A*, **2007**, *331*, 78-83.
- [27] Wiley, R. H.; Jarboe, C. H.; Hayes, F. N.; Hansbury, E.; Nielsen, J. T.; Callahan, P. X.; Sellars, M. C. 1,3,5-Triaryl-2-pyrazolines for use as scintillation solutes. *J. Org. Chem.*, **1958**, *23*, 732-38.

Received: March 4, 2010

Revised: June 25, 2010

Accepted: June 27, 2010

© Fazaeli et al.; Licensee Bentham Open.

This is an open access article licensed under the terms of the Creative Commons Attribution Non-Commercial License (<http://creativecommons.org/licenses/by-nc/3.0/>) which permits unrestricted, non-commercial use, distribution and reproduction in any medium, provided the work is properly cited.