

# Synthesis of Novel Pyridobenzimidazoles Bonded to Indole or benzo[*b*]thiophenestructures

Sukanta Kamila, Haribabu Ankati, Kimberly Mendoza and Edward R. Biehl\*

Southern Methodist University, 3215 Daniel Avenue, Chemistry Department, Dallas, TX-75275, USA

**Abstract:** Pyridobenzimidazoles **6a-i** were synthesized in very good to excellent yields (81-96%) by the condensation of substituted *N*-phenyl-*o*-phenylenediamines **4a-d** with indole/benzo[*b*]thiophene-3-aldehydes **5a-t** in methoxyethanol under reflux conditions. The diamines **4a-d** were prepared by first treating 2-chloro-3-nitropyridine (**1**) with suitably substituted anilines **2a-d** then reducing the resulting 3-nitro-*N*-phenylpyridin-2-amines **3a-d** with tin(II) chloride using microwave heating in each case.

**Keywords:** Indole/benzo[*b*]thiophene-3-aldehydes, microwave irradiation, *N*<sup>2</sup>-phenylpyridine-2,3-diamines, pyridobenzimidazoles, tin(II) chloride reduction.

## INTRODUCTION

Benzimidazoles are privileged structures [1] that are found in many commercial drugs such as Prilosec, Nexium, Protonix, Atacand, Famvir, and Vermax (shown in Fig 1), and in numerous experimental drug candidates covering a wide range of therapeutical areas [2, 3]. Benzimidazoles are also widely used as anthelmintic veterinary medicine [4] and display significant antiviral, [5-9] antiulcerative, anti-inflammatory, antihistaminic [10-12] and anticancer [13-14] activities. Therefore, it is not surprising that the synthesis of various types of benzimidazole has always been of great interest to organic chemists. During our continuing efforts directed toward novel drug discovery [15 a,b], we became interested in preparing pyridobenzimidazole scaffold analogs by assembling pyridylbenzimidazoles to indole and benzo[*b*]thiophenes structures, since some pyridoimidazoles have been reported to behave as VLA-4 antagonists [15c]. Herein, we report a facile three step synthesis of some novel pyridobenzimidazoles attached to indole or benzo[*b*]thiophenestructures.

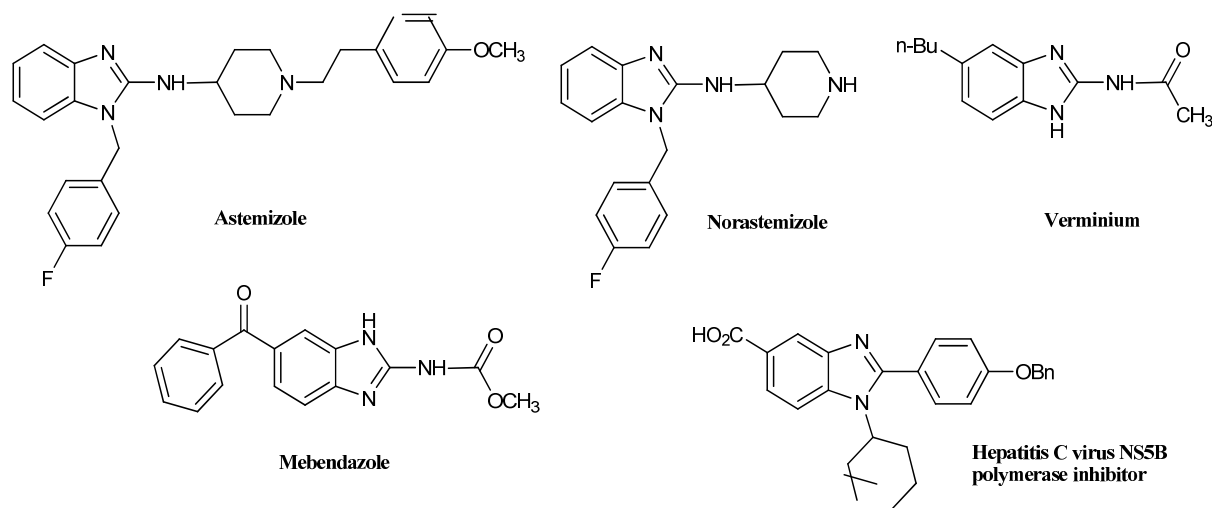
## RESULTS AND DISCUSSION

Pyridobenzimidazoles (**6**) were prepared as shown in Scheme 1. In the first step, 3-nitro-2-chloropyridine **1** and appropriate anilines (**2**) were converted to the corresponding 3-nitro-2-(*N*-phenylamino)pyridines (**3**) by a nucleophilic substitution reaction in nearly quantitative yields using microwave (MW) heating for 10 min at 110 °C under solvent-free conditions. Using conventional heating and dimethyl sulfoxide as solvent [16a], we obtained the nitro amines **3** in lower yields (60-70%) and significantly longer reaction times were required (24h). Moreover these products were difficult to purify.

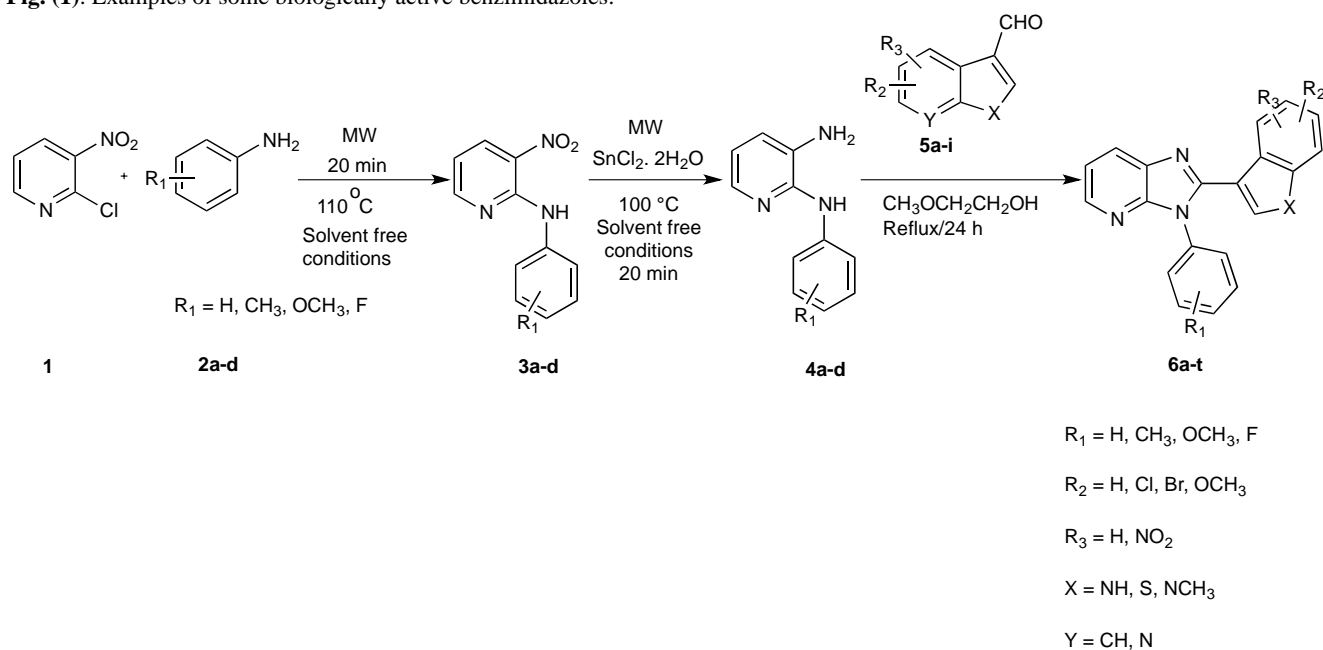
In the second step, the microwave-assisted reduction of 3-nitro-*N*-phenylpyridin-2-amines (**3**) to the corresponding 3-amino-2-*N*-arylamino pyridines (**4**) was studied. Several novel reduction procedures have appeared recently in the literature (17 a-c) that use microwave heating and hydrogen transfer conditions as an alternative to conventional hydrogenation reductions that use highly inflammable hydrogen gas [17c]. The majority of these procedures use formate as the hydrogen transfer source. This microwave procedure, however, has the drawback of generating CO<sub>2</sub>. This would increase the pressure to unsafe levels in the sealed microwave tube thus making removal of product tenuous at best. To avoid this potential hazard, we decided to substitute SnCl<sub>2</sub> in lieu of formate, since the former is air stable and easy to handle. To obtain optimum conditions for the SnCl<sub>2</sub>-assisted reduction, several reactions using **3a** as a typical example were run under various experimental conditions. As shown in Table 1, entry 7, the optimum conditions were found that involved microwave irradiation at 110 °C for 20 min in the presence of 5 equiv of SnCl<sub>2</sub> and in the absence of solvent. Compound **4a** was obtained in nearly quantitative yield (> 98%) and thus was readily purified. The remaining 5-amino compounds (**4b-d**) were prepared similarly in excellent yields (95-98%). The <sup>1</sup>H NMR and <sup>13</sup>C NMR spectra of **4a-d** were identical to those previously reported [16b]; all showed a broad singlet (equivalent to 2H) around δ 5.0 ppm. We also explored other hydrogenating agents (not listed in Table 1) such as Pd/C -H<sub>2</sub> [16a], Raney Ni/NH<sub>2</sub>NH<sub>2</sub> [15], Al/NiCl<sub>2</sub>·6H<sub>2</sub>O or Al/NH<sub>4</sub>Cl [18], however, these reductions required sensitive and expensive chemicals and intractable mixture of products were obtained in all cases.

In the third step, the amines (**4**) were condensed with substituted indole/benzo[*b*]thiophene-3-aldehydes (**5**) at elevated temperature (~125 °C) in the presence of methoxyethanol [19] as a solvent (see Table 2) to give the pyridobenzimidazoles **6** in good to excellent yields (81-96%). Our attempts to decrease the reaction time by use of

\*Address correspondence to this author at the Southern Methodist University, 3215 Daniel Avenue, Chemistry Department, Dallas, TX-75275, USA; Tel: 214-768-1280; Fax: 214-768-4089; E-mail: ebiehl@smu.edu



**Fig. (1).** Examples of some biologically active benzimidazoles.



**Scheme 1.** Schematic representation for the synthesis of pyridobenzimidazoles **6a-t**.

MW heating at different temperatures with various cyclization catalyst such as ZrCl<sub>4</sub> [16a] and silicotungstic acid (STA) [20] failed. In all cases, inseparable complex mixtures were obtained. The proposed structures of **6a-t** were confirmed, in part, by the absence of a NH<sub>2</sub> signal in the <sup>1</sup>H NMR spectra and the presence of two C=N signals around δ 144 ppm (indicative of an imidazole ring) in the <sup>13</sup>C NMR spectra.

Based on current state of knowledge on the mechanism of the formation of 2-arylbenzimidazoles from the condensation of *o*-phenylenediamines (*o*-PDS) with aryl aldehydes [21,22], two possible mechanism for the formation of compound **6** from **4** are shown in Scheme 2 are suggested. In pathway 1, the diamine **4** condenses with aldehyde **5** to give enamine **7** which then undergoes intramolecular cyclization to the dihydro intermediate **8** which is air oxidized to **6**.

Pathway 2, which was suggested by one of the reviewers, *N*-phenyl-2,3-diaminopyridine **4** first condenses with aldehyde (**5**) to give the corresponding amino alcohol (**9**), which subsequently loses hydroxide ion to give imine (**10**). Intermediate **10** then undergoes intramolecular cyclization to intermediate 2,3-diaryl-2,3-dihydro-1*H*-imidazo[4,5-*b*]pyridine (**8**) which is readily air oxidized to corresponding pyridobenzimidazole (**6**) during workup. Attempts to isolate **9** were unsuccessful. Further work on the elucidation of the mechanism is underway and will be reported in due course.

## CONCLUSIONS

In summary, we have successfully developed a synthetic method that provides ready access to novel biologically important pyridobenzimidazole scaffolds. Also, we have developed a novel, expedient synthetic route for the

Table 1. Screening of Solvents, Reaction Time and Temperature for the Typical Synthesis of 4a

Entry	Condition <sup>a</sup>	Temp (°C)	Time (min)	Yield <sup>b</sup> (%)
1	Methanol, 1 equiv SnCl <sub>2</sub> .2H <sub>2</sub> O	80	15	36
2	Methanol, 2 equiv SnCl <sub>2</sub> .2H <sub>2</sub> O	80	15	45
3	Methanol, 4 equiv SnCl <sub>2</sub> .2H <sub>2</sub> O	80	15	45
4	Methanol, 5 equiv SnCl <sub>2</sub> .2H <sub>2</sub> O	90	15	67
5	Methanol, 5 equiv SnCl <sub>2</sub> .2H <sub>2</sub> O	110	15	80
6	Methanol, 5 equiv SnCl <sub>2</sub> .2H <sub>2</sub> O	110	20	85
7	No solvent, 5 equiv SnCl <sub>2</sub> .2H <sub>2</sub> O	110	20	>98
8	Acetonitrile, 5 equiv SnCl <sub>2</sub> .2H <sub>2</sub> O	110	20	70
9	DMF, 5 equiv SnCl <sub>2</sub> .2H <sub>2</sub> O	110	20	71
10	Water, 5 equiv SnCl <sub>2</sub> .2H <sub>2</sub> O	110	20	63
11	Water + Methanol (50%, v/v), 5 equiv SnCl <sub>2</sub> .2H <sub>2</sub> O	110	20	51
12	DMF, 5 equiv SnCl <sub>2</sub> .2H <sub>2</sub> O	120-140	20	58
13	Toluene, 5 equiv SnCl <sub>2</sub> .2H <sub>2</sub> O	110	20	Trace
14	Isopropanol, 5 equiv SnCl <sub>2</sub> .2H <sub>2</sub> O	110	20	76
15	n-Butanol, 5 equiv SnCl <sub>2</sub> .2H <sub>2</sub> O	110	20	78

<sup>a</sup>All reactions were carried out in specially designed MW test tube at 250 psi pressure with 19 min ramping time. <sup>b</sup> Isolated yield

preparation of amines under solvent free conditions. We are currently attempting to extent this synthetic methodology to the synthesis of other pyridobenzimidazole based drugs Biological activity studies (antibacterial, antifungal, anticancer and neuroprotective kinase inhibitor activity) of these potentially important compounds are being carried out. Preliminary results indicate that some of these compounds may exhibit excellent neuroprotecting activities. The results of these biological studies will be reported in due course.

## EXPERIMENTAL SECTION

### General Information

The <sup>1</sup>H and <sup>13</sup>C NMR spectra were recorded on a 500-MHz Jeol multinuclear NMR spectrometer. Chemical shifts (δ) are referenced to tetramethylsilane (TMS) as internal standard and J values are given in Hertz (Hz). Melting points were taken on a Meltemp apparatus. The microwave reactions were carried out in a CEM Discover instrument. All chemicals and reagents were purchased from commercial sources. High-resolution mass spectra analyses were obtained from Washington University, St. Louis, MO. Column chromatographic separations were performed on a Combi-Flash instrument using pre-packed silica gel columns.

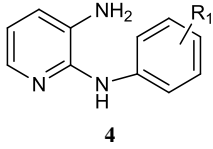
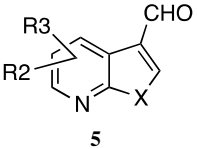
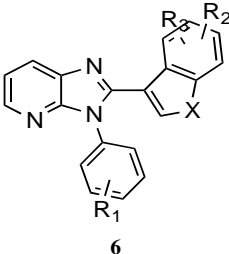
**Microwave-assisted synthesis of 3-nitro-N-phenylpyridin-2-amines(3a-d).** 2-Chloro-3-nitropyridine (**1**) (1mmol) and appropriate aniline (**2a-d**) (2 mmol) were mixed well then charged into a specially designed MW test tube. The filled test tube was sealed then subjected to microwave heating for 20 min at 110 °C and 250 psi pressure.

Thereafter, the crude reaction mixture was purified by column chromatography using 25% ethylacetate-hexane mixture (v/v) as eluent. The <sup>1</sup>H NMR and <sup>13</sup>C NMR spectra of compounds **3a-d** were identical to those previously reported [16b].

**Microwave-assisted synthesis of 3-amino-2-N-arylamino-pyridines(4a-d).** 3-Nitro-N-phenylpyridin-2-amines (**3a-d**) (1 mmol) and SnCl<sub>2</sub>.2H<sub>2</sub>O (5 mmol) were mixed well in a mortar pestle then charged into a specially designed MW test tube, which was sealed then subjected to microwave irradiated for 20 min at 110 °C and 250-psi pressure. After cooling, the solid crude reaction mixture was crushed in a mortar and pestle then added to a 20 ml mixture containing equal volumes of ethyl acetate and water. The resulting mixture was treated with sodium bicarbonate then extracted with three 20 ml portions of ethyl acetate. The combined organic layers were dried (Na<sub>2</sub>SO<sub>4</sub>) and then concentrated to give a solid, which was purified by flash chromatography on silica gel. The NMR spectral data for compounds **4a-d** were identical to those previously reported [16b].

**General synthesis of 2-(1H-Indol-3-yl)-3-phenyl-3H-imidazo[4,5-b]pyridines (6a-t).** Equimolar amounts of **3a-d** and suitably substituted indole/benzof[b]thiophene-3-aldehyde (**5a-i**) were placed in round bottom flask. Then 6 mL of methoxyethanol was added and the resulting mixture was refluxed for 24 h at 125 °C. Thereafter, the reaction mixture was kept overnight at 22 °C in an open vessel during which time the crude product precipitated in most cases. The crude product was collected by filtration then washed with 1:1 dichloromethane-hexane solution (v/v). In the exceptional cases where the product did not precipitate upon

**Table 2. Synthesis of Pyridobenzimidazoles (6a-t)**

Entry				Yield, %
1	a. R <sub>1</sub> = H	a. R <sub>2</sub> = R <sub>3</sub> = H, X = NH, Y = CH	a. R <sub>1</sub> = R <sub>2</sub> = R <sub>3</sub> = H, X = NH, Y = C	89
2	a. R <sub>1</sub> = H	b. R <sub>2</sub> = Br, R <sub>3</sub> = H, X = NH, Y = CH	b. R <sub>1</sub> = H, R <sub>2</sub> = OCH <sub>3</sub> , R <sub>3</sub> = H, X = NH, Y = CH	96
3	a. R <sub>1</sub> = H	c. R <sub>2</sub> = OCH <sub>3</sub> , R <sub>3</sub> = H, X = NH, Y = CH	c. R <sub>1</sub> = H, R <sub>2</sub> = OCH <sub>3</sub> , R <sub>3</sub> = H, X = NH, Y = CH	86
4	a. R <sub>1</sub> = H	d. R <sub>2</sub> = R <sub>3</sub> = H, X = S, Y = CH	d. R <sub>1</sub> = R <sub>2</sub> = R <sub>3</sub> = H, X = S, Y = CH	85
5	b. R <sub>1</sub> = OCH <sub>3</sub>	a. R <sub>2</sub> = R <sub>3</sub> = H, X = NH, Y = CH	e. R <sub>1</sub> = OCH <sub>3</sub> , R <sub>2</sub> = R <sub>3</sub> = H, X = NH, Y = CH	91
6	b. R <sub>1</sub> = OCH <sub>3</sub>	d. R <sub>2</sub> = R <sub>3</sub> = H, X = S, Y = CH	f. R <sub>1</sub> = OCH <sub>3</sub> , R <sub>2</sub> = R <sub>3</sub> = H, X = S, Y = CH	83
7	b. R <sub>1</sub> = OCH <sub>3</sub>	e. R <sub>2</sub> = Cl, R <sub>3</sub> = H, X = NH, Y = CH	g. R <sub>1</sub> = OCH <sub>3</sub> , R <sub>2</sub> = Cl, R <sub>3</sub> = H, X = NH, Y = CH	85
8	b. R <sub>1</sub> = OCH <sub>3</sub>	f. R <sub>2</sub> = R <sub>3</sub> = H, X = NH, Y = N	h. R <sub>1</sub> = OCH <sub>3</sub> , R <sub>2</sub> = R <sub>3</sub> = H, X = NH, Y = N	88
9	c. R <sub>1</sub> = CH <sub>3</sub>	f. R <sub>2</sub> = R <sub>3</sub> = H, X = NH, Y = N	i. R <sub>1</sub> = CH <sub>3</sub> , R <sub>2</sub> = R <sub>3</sub> = H, X = NH, Y = N	89
10	c. R <sub>1</sub> = CH <sub>3</sub>	d. R <sub>2</sub> = R <sub>3</sub> = H, X = S, Y = CH	j. R <sub>1</sub> = CH <sub>3</sub> , R <sub>2</sub> = R <sub>3</sub> = H, X = S, Y = CH	83
11	c. R <sub>1</sub> = CH <sub>3</sub>	e. R <sub>2</sub> = Cl, R <sub>3</sub> = H, X = NH, Y = CH	k. R <sub>1</sub> = CH <sub>3</sub> , R <sub>2</sub> = Cl, R <sub>3</sub> = H, X = NH, Y = CH	85
12	c. R <sub>1</sub> = CH <sub>3</sub>	c. R <sub>2</sub> = OCH <sub>3</sub> , R <sub>3</sub> = H, X = NH, Y = CH	l. R <sub>1</sub> = CH <sub>3</sub> , R <sub>2</sub> = OCH <sub>3</sub> , R <sub>3</sub> = H, X = NH, Y = CH	90
13	c. R <sub>1</sub> = CH <sub>3</sub>	b. R <sub>2</sub> = Br, R <sub>3</sub> = H, X = NH, Y = CH	m. R <sub>1</sub> = CH <sub>3</sub> , R <sub>2</sub> = Br, R <sub>3</sub> = H, X = NH, Y = CH	93
14	c. R <sub>1</sub> = CH <sub>3</sub>	g. R <sub>2</sub> = CN, R <sub>3</sub> = H, X = NH, Y = CH	n. R <sub>1</sub> = CH <sub>3</sub> , R <sub>2</sub> = CN, R <sub>3</sub> = H, X = NH, Y = CH	82
15	c. R <sub>1</sub> = CH <sub>3</sub>	h. R <sub>2</sub> = H, R <sub>3</sub> = NO <sub>2</sub> , X = NH, Y = CH	o. R <sub>1</sub> = CH <sub>3</sub> , R <sub>2</sub> = H, R <sub>3</sub> = NO <sub>2</sub> , X = NH, Y = CH	92
17	d. R <sub>1</sub> = F	b. R <sub>2</sub> = Br, R <sub>3</sub> = H, X = NH, Y = CH	q. R <sub>1</sub> = F, R <sub>2</sub> = Br, R <sub>3</sub> = H, X = NH, Y = CH	93
18	d. R <sub>1</sub> = F	g. R <sub>2</sub> = CN, R <sub>3</sub> = H, X = NH, Y = CH	r. R <sub>1</sub> = F, R <sub>2</sub> = CN, R <sub>3</sub> = H, X = NH, Y = CH	81
19	d. R <sub>1</sub> = F	i. R <sub>2</sub> = R <sub>3</sub> = H, X = NH, Y = N	s. R <sub>1</sub> = F, R <sub>2</sub> = R <sub>3</sub> = H, X = NH, Y = N	95
20	d. R <sub>1</sub> = F	a. R <sub>2</sub> = R <sub>3</sub> = H, X = S, Y = CH	t. R <sub>1</sub> = F, R <sub>2</sub> = R <sub>3</sub> = H, X = S, Y = CH	91

\* Isolated yield. All products were characterized by <sup>1</sup>HNMR, <sup>13</sup>CNMR, DEPT-135, IR and HRMS analysis.

standing *i.e.*, **6d**, **6f**, **6j**, the crude product was obtained by removing excess solvent under vacuum. In all cases, the imidazole[4,5-*b*]pyridines (**6a-t**) were purified by flash chromatography using 40% ethyl acetate-hexane as elutant.

### 2-(1H-Indol-3-yl)-3-phenyl-3H-imidazo[4,5-*b*]pyridines (**6a**)

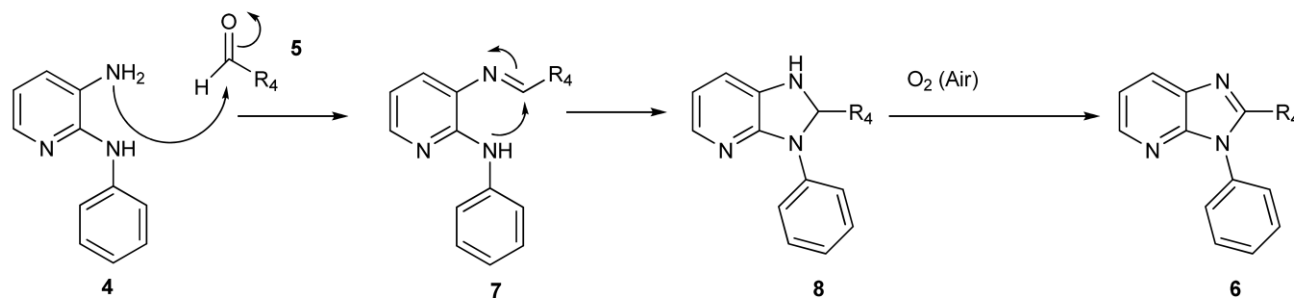
Compound **6a** was obtained as a light yellow crystals; mp 209-210 °C. <sup>1</sup>H NMR (DMSO-*d*<sub>6</sub>): δ 11.91 (brs, 1H, NH), 8.87 (s, 1H, ArCH), 8.40 (d, *J* = 7.45 Hz, 1H, Ar-CH), 7.98 (dd, *J* = 1.7 Hz, 7.45 Hz, 1H, Ar-CH), 7.78 (d, *J* = 7.45 Hz, 2H, Ar-CH), 7.50-7.48 (m, 2H, Ar-CH), 7.27-7.25 (m, 4H, Ar-CH), 6.89 (dd, *J* = 7.45 Hz, 8.00 Hz, 1H, Ar-CH), 6.83-6.80 (m, 1H, Ar-CH). <sup>13</sup>C NMR (DMSO-*d*<sub>6</sub>): δ 156.5 (CH), 150.7 (C), 143.9 (C), 141.4 (C), 137.8 (C), 135.1 (CH), 129.2 (C), 125.3 (CH), 123.6 (CH), 123.0 (CH), 122.0 (CH), 121.2 (CH), 118.7 (CH), 115.5 (CH), 112.8 (CH), 104.6 (C);

HRMS *m/z* : 311.1301 found (calculated for C<sub>20</sub>H<sub>14</sub>N<sub>4</sub>, [M+H]<sup>+</sup> requires 311.1298).

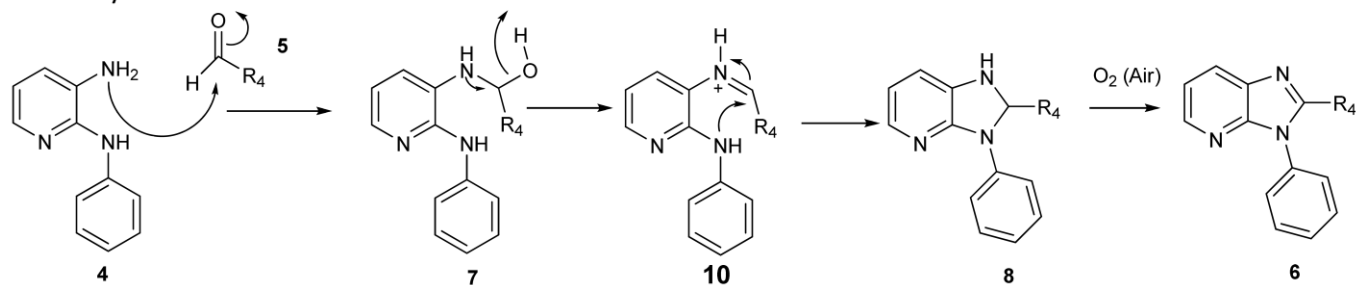
### 2-(5-Bromo-1H-indol-3-yl)-3-phenyl-3H-imidazo[4,5-*b*]pyridine (**6b**)

Compound **6b** was obtained as a brownish yellow solid; mp 229-231 °C. <sup>1</sup>H NMR (DMSO-*d*<sub>6</sub>): δ 8.89 (s, 1H, Ar-CH), 8.57 (d, *J* = 7.50 Hz, 1H, Ar-CH), 8.01 (dd, *J* = 1.9 Hz, 7.5 Hz, 1H, Ar-CH), 7.81 (d, *J* = 8.0 Hz, 2H, Ar-CH), 7.52 (dd, *J* = 1.9 Hz, 7.5 Hz, 1H, Ar-CH), 7.47 (d, *J* = 8.0 Hz, 1H, Ar-CH), 7.38 (dd, *J* = 2.0 Hz, 7.5 Hz, 1H, Ar-CH), 7.28 (dd, *J* = 7.5 Hz, 8.0 Hz, 2H, Ar-CH), 6.83 (dd, *J* = 7.5 Hz, 8.0 Hz, 1H, Ar-CH), 6.82-6.81 (m, 1H, Ar-CH). <sup>13</sup>C NMR (DMSO-*d*<sub>6</sub>): δ 155.8 (CH), 150.8 (C), 144.2 (C), 141.5 (C), 136.5 (C), 134.1 (C), 129.2 (CH), 127.1 (C), 126.0 (CH), 124.3 (CH), 123.1 (CH), 121.2 (CH), 118.6 (CH), 115.5 (CH), 114.8 (CH), 109.4 (C). HRMS *m/z* : 389.0411 found (calculated for C<sub>20</sub>H<sub>13</sub>BrN<sub>4</sub>, [M+H]<sup>+</sup> requires 389.0404).

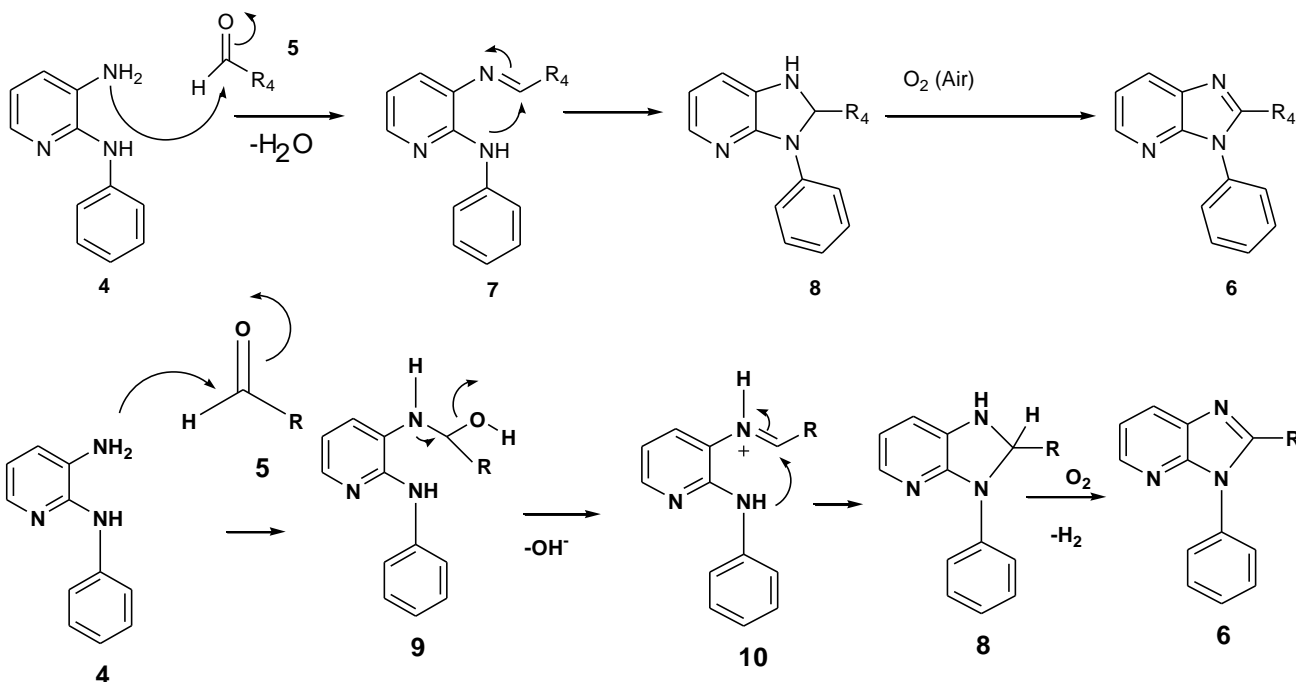
## Pathway 1



## Pathway 2



## Pathway 2(suggested by reviewer).



Scheme 2. Plausible mechanistic pathways for the formation of pyridobenzimidazoles.

**2-(5-Methoxy-1H-indol-3-yl)-3-phenyl-3H-imidazo[4,5-b]pyridine(6c)**

Compound **6c** was obtained as a yellowish solid; mp 169-171 °C. <sup>1</sup>H NMR (DMSO-d<sub>6</sub>): δ 11.80 (brs, 1H, NH), 8.87 (s, 1H, Ar-CH), 8.05 (s, 1H, Ar-CH), 7.98 (dd, *J* = 2.5 Hz, 7.5 Hz, 1H, Ar-CH), 7.91 (d, *J* = 7.45 Hz, 1H, Ar-CH), 7.78 (d, *J* = 7.5 Hz, 2H, Ar-CH), 7.40 (d, *J* = 7.45 Hz, 1H, Ar-CH), 7.26 (dd, *J* = 7.5 Hz, 7.45 Hz, 2H, Ar-CH), 6.89-6.88 (m, 2H, Ar-CH), 6.88-6.81 (m, 1H, Ar-CH), 3.81 (s, 3H, OCH<sub>3</sub>). <sup>13</sup>C NMR (DMSO-d<sub>6</sub>): δ 156.4 (CH), 155.6 (CH), 150.7 (C), 143.8 (C), 135.2 (C), 134.6 (CH), 129.2 (C), 128.8 (C),

126.0 (CH), 122.9 (CH), 121.2 (CH), 118.6 (CH), 115.5 (CH), 113.5 (CH), 108.5 (CH), 103.7 (C). HRMS *m/z* : 341.1412 found (calculated for C<sub>21</sub>H<sub>16</sub>N<sub>4</sub>O, [M+H]<sup>+</sup> requires 341.1404).

**2-(Benzo[*b*]thiophen-3-yl)-3-phenyl-3H-imidazo[4,5-b]pyridine (6d)**

Compound **6d** was isolated as a light yellow solid; mp 192-194 °C. <sup>1</sup>H NMR (CDCl<sub>3</sub>): δ 8.68 (d, *J* = 7.3 Hz, 1H, Ar-CH), δ 8.37 (dd, *J* = 2.5 Hz, 8.0 Hz, 1H, Ar-CH), 8.16 (s, 1H, Ar-CH), 7.79 (d, *J* = 7.5 Hz, 2H, Ar-CH), 7.44-7.42 (m, 4H, Ar-CH), 7.37-7.35 (m, 3H, Ar-CH), 7.27-7.25 (m, 1H,

Ar-CH).  $^{13}\text{C}$  NMR ( $\text{CDCl}_3$ ):  $\delta$  149.1 (CH), 148.8 (C), 144.8 (C), 140.7 (C), 139.5 (C), 139.4 (C), 137.5 (C), 129.9 (CH), 127.9 (CH), 127.6 (CH), 125.2 (CH), 125.0 (CH), 124.9 (CH), 123.6 (C), 122.4 (CH), 119.2 (CH); HRMS  $m/z$  : 328.0921 found (calculated for  $\text{C}_{20}\text{H}_{13}\text{N}_3\text{S}$ ,  $[\text{M}+\text{H}]^+$  requires 328.0910).

### 2-(1H-Indol-3-yl)-3-(4-methoxyphenyl)-3H-imidazo[4,5-b]pyridine (6e)

Compound **6e** was isolated as a light brown solid; mp 253-255 °C.  $^1\text{H}$  NMR ( $\text{DMSO}-d_6$ ):  $\delta$  11.45 (brs, 1H, NH), 8.5 (s, 1H, Ar-CH), 8.10 (dd,  $J = 2.5$  Hz, 7.5 Hz, 1H, Ar-CH), 8.07 (dd,  $J = 2.5$  Hz, 7.5 Hz, 1H, Ar-CH), 7.42 (d,  $J = 8.0$  Hz, 2H, Ar-CH), 7.25-7.23 (m, 3H, Ar-CH), 7.18-7.15 (m, 4H, Ar-CH), 3.81 (s, 3H,  $\text{OCH}_3$ ).  $^{13}\text{C}$  NMR ( $\text{DMSO}-d_6$ ):  $\delta$  160.2 (C), 151.4 (CH), 150.2 (C), 143.1 (C), 138.3 (C), 136.1 (C), 130.5 (C), 127.2 (CH), 126.7 (CH), 126.0 (C), 125.8 (CH), 123.1 (CH), 121.7 (CH), 121.0 (CH), 118.8 (CH), 115.6 (CH), 112.3 (CH), 105.3 (C), 55.8 ( $\text{OCH}_3$ ). HRMS  $m/z$  : 341.1411 found (calculated for  $\text{C}_{21}\text{H}_{16}\text{N}_4\text{O}$ ,  $[\text{M}+\text{H}]^+$  requires 341.1404).

### 2-(Benzo[b]thiophen-3-yl)-3-(4-methoxyphenyl)-3H-imidazo[4,5-b]pyridine (6f)

Compound **6f** was isolated as a light brown solid; mp 142-143 °C.  $^1\text{H}$  NMR ( $\text{DMSO}-d_6$ ):  $\delta$  8.59 (d,  $J = 7.5$  Hz, 1H, Ar-CH), 8.30 (dd,  $J = 1.5$  Hz, 7.5 Hz, 1H, Ar-CH), 8.22 (dd,  $J = 1.5$  Hz, 7.5 Hz, 1H, Ar-CH), 8.01 (d,  $J = 7.5$  Hz, 1H, Ar-CH), 7.47-7.38 (m, 6H, Ar-CH), 7.37-7.34 (m, 2H, Ar-CH), 3.81 (s, 3H,  $\text{OCH}_3$ ).  $^{13}\text{C}$  NMR ( $\text{DMSO}-d_6$ ):  $\delta$  159.9 (C), 149.6 (CH), 148.8 (C), 144.8 (C), 139.4 (C), 137.9 (C), 134.9 (C), 131.6 (CH), 129.9 (CH), 127.6 (CH), 125.6 (CH), 125.4 (CH), 125.2 (CH), 123.3 (CH), 119.6 (CH), 115.2 (CH), 55.7 ( $\text{OCH}_3$ ). HRMS  $m/z$  : 358.1018 found (calculated for  $\text{C}_{21}\text{H}_{15}\text{N}_3\text{OS}$ ,  $[\text{M}+\text{H}]^+$  requires 358.1016).

### 2-(5-Chloro-1H-indol-3-yl)-3-(4-methoxyphenyl)-3H-imidazo[4,5-b]pyridine (6g)

Compound **6g** was isolated as a light yellow solid; mp 220-222 °C.  $^1\text{H}$  NMR ( $\text{DMSO}-d_6$ ):  $\delta$  11.60 (brs, 1H, NH), 8.61 (s, 1H, Ar-CH), 8.42 (dd,  $J = 2.5$  Hz, 7.8 Hz, 1H, Ar-CH), 8.11 (d,  $J = 7.5$  Hz, 1H, Ar-CH), 7.99 (s, 1H, Ar-CH), 7.66 (d,  $J = 7.8$  Hz, 2H, Ar-CH), 7.44 (d,  $J = 7.8$  Hz, 1H, Ar-CH), 7.24 (d,  $J = 7.8$  Hz, 1H, Ar-CH), 7.14 (d,  $J = 7.5$  Hz, 1H, Ar-CH), 6.86 (d,  $J = 7.8$  Hz, 2H, Ar-CH), 3.85 (s, 3H,  $\text{OCH}_3$ ).  $^{13}\text{C}$  NMR ( $\text{DMSO}-d_6$ ):  $\delta$  160.3 (C), 150.8 (CH), 150.1 (C), 143.1 (C), 138.7 (C), 134.7 (C), 130.4 (C), 129.9 (C), 128.5 (CH), 126.0 (C), 125.3 (CH), 123.1 (CH), 121.6 (CH), 121.0 (CH), 118.9 (CH), 115.6 (CH), 114.1 (CH), 105.1 (C), 55.6 ( $\text{OCH}_3$ ). HRMS  $m/z$  : 375.1019 found (calculated for  $\text{C}_{21}\text{H}_{15}\text{ClN}_4\text{O}$ ,  $[\text{M}+\text{H}]^+$  requires 375.1014).

### 3-(4-Methoxyphenyl)-2-(1H-pyrrolo[2,3-b]pyridin-3-yl)-3H-imidazo[4,5-b]pyridine (6h)

Compound **6h** was isolated as a light brown solid; mp 296-298 °C.  $^1\text{H}$  NMR ( $\text{DMSO}-d_6$ ):  $\delta$  12.03 (brs, 1H, NH),  $\delta$  8.82 (d,  $J = 7.45$  Hz, 1H, Ar-CH), 8.30 (d,  $J = 7.9$  Hz, 1H, Ar-CH), 8.16 (d,  $J = 7.9$  Hz, 1H, Ar-CH), 8.08 (d,  $J = 8.0$

Hz, 1H, Ar-CH), 7.45 (d,  $J = 8.0$  Hz, 2H, Ar-CH), 7.27-7.22 (m, 2H, Ar-CH), 7.15 (d,  $J = 8.0$  Hz, 2H, Ar-CH), 6.67 (s, 1H, Ar-CH), 3.85 (s, 3H,  $\text{OCH}_3$ ).  $^{13}\text{C}$  NMR ( $\text{DMSO}-d_6$ ):  $\delta$  160.0 (C), 150.5 (C), 148.6 (C), 144.8 (CH), 143.4 (C), 142.4 (CH), 135.5 (C), 130.8 (C), 130.5 (CH), 128.6 (CH), 127.2 (CH), 126.2 (CH), 119.0 (C), 117.7 (CH), 115.6 (CH), 104.4 (C), 56.0 ( $\text{OCH}_3$ ); HRMS  $m/z$  : 342.1369 found (calculated for  $\text{C}_{20}\text{H}_{15}\text{N}_5\text{O}$ ,  $[\text{M}+\text{H}]^+$  requires 342.1357).

### 2-(1H-Pyrrolo[2,3-b]pyridin-3-yl)-3-p-tolyl-3H-imidazo[4,5-b]pyridine (6i)

Compound **6i** was isolated as a light yellow solid; mp 241-242 °C.  $^1\text{H}$  NMR ( $\text{DMSO}-d_6$ ):  $\delta$  12.41 (brs, 1H, NH), 8.82 (s, 1H, Ar-CH), 8.77 (dd,  $J = 2.1$  Hz, 7.8 Hz, 1H, Ar-CH), 8.33 (dd,  $J = 2.1$  Hz, 7.8 Hz, 1H, Ar-CH), 7.97 (dd,  $J = 2.5$  Hz, 7.8 Hz, 1H, Ar-CH), 7.66 (d,  $J = 7.8$  Hz, 2H, Ar-CH), 7.45 (dd,  $J = 2.1$  Hz, 7.5 Hz, 1H, Ar-CH), 7.28 (dd,  $J = 7.5$  Hz, 7.8 Hz, 1H, Ar-CH), 7.06 (d,  $J = 7.8$  Hz, 2H, Ar-CH), 6.77 (dd,  $J = 7.5$  Hz, 7.8 Hz, 1H, Ar-CH), 2.22 (s, 3H,  $\text{CH}_3$ ).  $^{13}\text{C}$  NMR ( $\text{DMSO}-d_6$ ):  $\delta$  156.3 (CH), 150.9 (C), 150.0 (C), 144.8 (C), 144.3 (CH), 138.9 (C), 135.0 (C), 134.4 (C), 130.6 (CH), 130.1 (CH), 129.5 (CH), 123.8 (CH), 123.3 (CH), 119.3 (C), 115.1 (CH), 103.5 (C), 20.9 ( $\text{CH}_3$ ). HRMS  $m/z$  : 326.1410 found (calculated for  $\text{C}_{20}\text{H}_{15}\text{N}_5$ ,  $[\text{M}+\text{H}]^+$  requires 326.1407).

### 2-(Benzo[b]thiophen-3-yl)-3-p-tolyl-3H-imidazo[4,5-b]pyridine (6j)

Compound **6j** was isolated as a bright yellow solid; mp 141-142 °C.  $^1\text{H}$  NMR ( $\text{DMSO}-d_6$ ):  $\delta$  9.01 (s, 1H, Ar-CH), 8.86 (d,  $J = 7.3$  Hz, 1H, Ar-CH), 8.64 (s, 1H, Ar-CH), 8.09 (d,  $J = 7.3$  Hz, 1H, Ar-CH), 8.03-8.02 (m, 2H, Ar-CH), 7.64 (d,  $J = 7.5$  Hz, 2H, Ar-CH), 7.47 (dd,  $J = 7.3$  Hz, 7.5 Hz, 1H, Ar-CH), 7.06 (d,  $J = 7.5$  Hz, 2H, Ar-CH), 6.81 (dd,  $J = 7.3$  Hz, 7.5 Hz, 1H, Ar-CH), 2.22 (s, 3H,  $\text{CH}_3$ ).  $^{13}\text{C}$  NMR ( $\text{DMSO}-d_6$ ):  $\delta$  156.4 (CH), 150.8 (C), 145.5 (C), 140.2 (C), 139.3 (C), 138.2 (C), 138.1 (C), 137.3 (C), 135.1 (C), 129.4 (CH), 126.0 (CH), 125.1 (CH), 125.0 (CH), 123.6 (CH), 123.0 (CH), 122.9 (CH), 119.6 (CH), 20.9 ( $\text{CH}_3$ ). HRMS  $m/z$  : 342.1070 found (calculated for  $\text{C}_{21}\text{H}_{15}\text{N}_3\text{S}$ ,  $[\text{M}+\text{H}]^+$  requires 342.1067).

### 2-(5-Chloro-1H-indol-3-yl)-3-p-tolyl-3H-imidazo[4,5-b]pyridine (6k)

Compound **6k** was isolated as a greenish yellow solid; mp 229-230 °C.  $^1\text{H}$  NMR ( $\text{DMSO}-d_6$ ):  $\delta$  12.06 (brs, 1H, NH), 8.87 (s, 1H, Ar-CH), 8.41 (d,  $J = 7.8$  Hz, 1H, Ar-CH), 8.10 (s, 1H, Ar-CH), 7.97 (d,  $J = 7.5$  Hz, 1H, Ar-CH), 7.68 (d,  $J = 8.0$  Hz, 2H, Ar-CH), 7.47 (d,  $J = 7.8$  Hz, 1H, Ar-CH), 7.27 (d,  $J = 7.8$  Hz, 1H, Ar-CH), 7.06 (d,  $J = 8.0$  Hz, 2H, Ar-CH), 6.77 (dd,  $J = 7.5$  Hz, 7.8 Hz, 1H, Ar-CH), 2.21 (s, 3H,  $\text{CH}_3$ ).  $^{13}\text{C}$  NMR ( $\text{DMSO}-d_6$ ):  $\delta$  155.8 (CH), 150.9 (C), 144.2 (C), 139.0 (C), 136.2 (C), 135.9 (C), 134.0 (C), 130.0 (C), 129.6 (CH), 126.5 (CH), 125.0 (C), 125.3 (CH), 123.5 (CH), 123.0 (CH), 122.1 (CH), 121.3 (CH), 115.3 (CH), 105.1 (C), 20.8 ( $\text{CH}_3$ ). HRMS  $m/z$  : 359.1071 found (calculated for  $\text{C}_{21}\text{H}_{15}\text{ClN}_4$ ,  $[\text{M}+\text{H}]^+$  requires 359.1065).

**2-(5-Methoxy-1H-indol-3-yl)-3-p-tolyl-3H-imidazo[4,5-b]pyridine (6l)**

Compound **6l** was isolated as a yellowish solid; mp 164-166 °C. <sup>1</sup>H NMR (DMSO-d<sub>6</sub>): δ 11.81 (brs, 1H, NH), 8.86 (s, 1H, Ar-CH), 8.14 (d, *J* = 7.5 Hz, 1H, Ar-CH), 7.97 (dd, *J* = 2.5 Hz, 7.5 Hz, 1H, Ar-CH), 7.67 (d, *J* = 8.0 Hz, 2H, Ar-CH), 7.49-7.46 (m, 2H, Ar-CH), 7.40 (d, *J* = 7.5 Hz, 1H, Ar-CH), 7.07 (d, *J* = 8.0 Hz, 2H, Ar-CH), 6.78 (dd, *J* = 2.5 Hz, 7.5 Hz, 1H, Ar-CH), 3.81 (s, 3H, OCH<sub>3</sub>), 2.21 (s, 3H, CH<sub>3</sub>). <sup>13</sup>C NMR (DMSO-d<sub>6</sub>): δ 156.3 (C), 155.6 (CH), 150.9 (C), 143.8 (C), 139.0 (C), 137.3 (C), 135.2 (C), 130.0 (CH), 129.6 (C), 129.2 (C), 126.3 (CH), 125.1 (CH), 123.7 (CH), 122.6 (CH), 115.5 (CH), 115.2 (CH), 113.5 (CH), 103.7 (C), 55.7 (OCH<sub>3</sub>), 20.9 (CH<sub>3</sub>). HRMS *m/z* : 355.1601 found (calculated for C<sub>22</sub>H<sub>18</sub>N<sub>4</sub>O, [M+H]<sup>+</sup> requires 355.1561).

**2-(5-Bromo-1H-indol-3-yl)-3-p-tolyl-3H-imidazo[4,5-b]pyridine (6m)**

Compound **6m** was isolated as a dark brown solid; mp 293-295 °C. <sup>1</sup>H NMR (DMSO-d<sub>6</sub>): δ 11.63 (brs, 1H, NH), 8.73 (s, 1H, Ar-CH), 8.15-8.13 (m, 2H, Ar-CH), 7.43-7.39 (m, 5H, Ar-CH), 7.32 (dd, *J* = 2.1 Hz, 7.8 Hz, 1H, Ar-CH), 7.25 (dd, *J* = 7.5 Hz, 7.8 Hz, 1H, Ar-CH), 6.63 (s, 1H, Ar-CH), 2.22 (s, 3H, CH<sub>3</sub>). <sup>13</sup>C NMR (DMSO-d<sub>6</sub>): δ 150.5 (CH), 150.0 (C), 143.4 (C), 139.6 (C), 137.5 (C), 135.6 (C), 134.9 (C), 133.6 (C), 131.0 (CH), 129.0 (CH), 128.3 (CH), 126.2 (CH), 125.7 (CH), 124.5 (CH), 119.0 (C), 114.5 (CH), 114.0 (CH), 105.0 (C), 21.4 (CH<sub>3</sub>); HRMS *m/z* : 403.0571 found (calculated for C<sub>21</sub>H<sub>15</sub>BrN<sub>4</sub>, [M+H]<sup>+</sup> requires 403.0560).

**3-(3-p-Tolyl-3H-imidazo[4,5-b]pyridin-2-yl)-1H-indole-5-carbonitrile (6n)**

Compound **6n** was isolated as a greenish yellow solid; mp 170-172 °C. <sup>1</sup>H NMR (DMSO-d<sub>6</sub>): δ 12.35 (brs, 1H, NH), 8.89 (s, 1H, Ar-CH), 8.29 (d, *J* = 7.8 Hz, 1H, Ar-CH), 7.98 (d, *J* = 2.5 Hz, 1H, Ar-CH), 7.68-7.67 (m, 3H, Ar-CH), 7.60 (d, *J* = 7.8 Hz, 1H, Ar-CH), 7.48 (dd, *J* = 2.5 Hz, 7.8 Hz, 1H, Ar-CH), 7.06 (d, *J* = 8.0 Hz, 2H, Ar-CH), 6.78-6.77 (m, 1H, Ar-CH), 2.22 (s, 3H, CH<sub>3</sub>). <sup>13</sup>C NMR (DMSO-d<sub>6</sub>): δ 155.7 (CH), 151.0 (C), 144.5 (C), 139.5 (C), 139.0 (C), 136.5 (C), 134.2 (C), 130.1 (C), 129.4 (CH), 127.5 (CH), 126.3 (CH), 125.2 (CH), 123.4 (CH), 123.0 (CH), 122.9 (CH), 118.2 (CN), 114.1 (CH), 103.9 (C), 101.2 (C), 20.9 (CH<sub>3</sub>). HRMS *m/z* : 350.1409 found (calculated for C<sub>22</sub>H<sub>15</sub>N<sub>5</sub>, [M+H]<sup>+</sup> requires 350.1407).

**2-(4-Nitro-1H-indol-3-yl)-3-p-tolyl-3H-imidazo[4,5-b]pyridine (6o)**

Compound **6o** was isolated as a light brown solid; mp 330-331 °C. <sup>1</sup>H NMR (DMSO-d<sub>6</sub>): δ 12.39 (brs, 1H, NH), 8.26 (s, 1H, Ar-CH), 8.08 (d, *J* = 7.5 Hz, 1H, Ar-CH), 7.92 (s, 1H, Ar-CH), 7.87-7.79 (m, 2H, Ar-CH), 7.31-7.29 (m, 2H, Ar-CH), 7.12-7.11 (m, 4H, Ar-CH), 2.21 (s, 3H, CH<sub>3</sub>). <sup>13</sup>C NMR (DMSO-d<sub>6</sub>): δ 151.0 (CH), 148.9 (C), 143.9 (C), 141.3 (C), 138.6 (C), 137.9 (C), 135.0 (C), 133.8 (C), 132.8 (C), 129.9 (CH), 127.8 (CH), 127.0 (CH), 125.3 (CH), 123.3 (CH), 121.8 (CH), 118.5 (CH), 118.2 (CH), 105.0 (C), 21.1 (CH). HRMS *m/z* : 370.1310 found (calculated for C<sub>21</sub>H<sub>15</sub>N<sub>5</sub>O<sub>2</sub>, [M+H]<sup>+</sup> requires 370.1306).

**2-(1-Methyl-1H-indol-3-yl)-3-p-tolyl-3H-imidazo[4,5-b]pyridine (6p)**

Compound **6p** was isolated as a greenish low melting solid. <sup>1</sup>H NMR (DMSO-d<sub>6</sub>): δ 8.56 (d, *J* = 7.5 Hz, 1H, Ar-CH), 8.12 (dd, *J* = 2.1 Hz, 7.8 Hz, 1H, Ar-CH), 7.95 (d, *J* = 7.5 Hz, 1H, Ar-CH), 7.74 (d, *J* = 8.0 Hz, 2H, Ar-CH), 7.40-7.39 (m, 3H, Ar-CH), 7.19 (d, *J* = 8.0 Hz, 2H, Ar-CH), 6.74-6.71 (m, 1H, Ar-CH), 3.61 (s, 3H, CH<sub>3</sub>), 2.22 (s, 3H, CH<sub>3</sub>). <sup>13</sup>C NMR (DMSO-d<sub>6</sub>): δ 154.2 (CH), 151.2 (C), 144.2 (C), 138.6 (C), 138.2 (C), 136.1 (C), 135.1 (C), 129.6 (CH), 129.2 (CH), 128.1 (C), 126.0 (CH), 123.7 (CH), 122.3 (CH), 122.2 (CH), 119.2 (CH), 119.1 (CH), 110.1 (CH), 105.3 (C), 33.3 (NCH<sub>3</sub>), 20.9 (CH<sub>3</sub>). HRMS *m/z* : 339.1621 found (calculated for C<sub>22</sub>H<sub>18</sub>N<sub>4</sub>, [M+H]<sup>+</sup> requires 339.1611).

**2-(5-Bromo-1H-indol-3-yl)-3-(4-fluorophenyl)-3H-imidazo [4,5-b]pyridine (6q)**

Compound **6q** was isolated as a bright yellow crystalline solid; mp 227-229 °C. <sup>1</sup>H NMR (DMSO-d<sub>6</sub>): δ 12.06 (brs, 1H, NH), 8.86 (s, 1H, Ar-CH), 8.57 (d, *J* = 7.5 Hz, 1H, Ar-CH), 7.97 (dd, *J* = 2.5 Hz, 7.8 Hz, 1H, Ar-CH), 7.82-7.80 (m, 2H, Ar-CH), 7.49-7.46 (m, 2H, Ar-CH), 7.37 (dd, *J* = 2.5 Hz, 7.8 Hz, 1H, Ar-CH), 7.12-7.09 (m, 2H, Ar-CH), 6.80-6.79 (m, 1H, Ar-CH). <sup>13</sup>C NMR (DMSO-d<sub>6</sub>): δ 158.2 (C), 155.9 (CH), 150.7 (C), 144.0 (C), 138.0 (C), 136.4 (C), 135.6 (C), 134.2 (C), 127.2 (CH), 126.0 (CH), 124.4 (CH), 123.3 (C), 120.6 (CH), 120.5 (CH), 115.6 (CH), 115.4 (CH), 114.7 (CH), 106.3 (C). HRMS *m/z*: 407.0409 found (calculated for C<sub>20</sub>H<sub>12</sub>BrFN<sub>4</sub>, [M+H]<sup>+</sup> requires 407.0309).

**3-(3-(4-Fluorophenyl)-3H-imidazo[4,5-b]pyridin-2-yl)-1H-indole-5-carbonitrile (6r)**

Compound **6r** was isolated as a light yellow solid; mp 221-223 °C. <sup>1</sup>H NMR (DMSO-d<sub>6</sub>): δ 12.32 (brs, 1H, NH), 8.88 (s, 1H, Ar-CH), 8.30 (d, *J* = 7.5 Hz, 1H, Ar-CH), 7.98 (d, *J* = 2.5 Hz, 1H, Ar-CH), 7.80-7.77 (m, 2H, Ar-CH), 7.66-7.58 (m, 2H, Ar-CH), 7.47 (dd, *J* = 2.5 Hz, 7.8 Hz, 1H, Ar-CH), 7.10-7.07 (m, 2H, Ar-CH), 6.82-6.79 (m, 1H, Ar-CH). <sup>13</sup>C NMR (DMSO-d<sub>6</sub>): δ 155.9 (C), 150.7 (CH), 144.3 (C), 140.9 (C), 139.4 (C), 138.0 (C), 136.4 (C), 134.5 (C), 127.7 (CH), 126.3 (CH), 125.2 (CH), 123.8 (CH), 121.1 (CH), 120.9 (CH), 116.0 (CN), 115.4 (CH), 115.3 (CH), 114.0 (CH), 103.8 (C). HRMS *m/z*: 354.1181 found (calculated for C<sub>21</sub>H<sub>12</sub>FN<sub>5</sub>, [M+H]<sup>+</sup> requires 354.1157).

**3-(4-Fluorophenyl)-2-(1H-pyrrolo[2,3-b]pyridin-3-yl)-3H-imidazo[4,5-b]pyridine (6s)**

Compound **6s** was isolated as a light brown solid; mp 250-252 °C. <sup>1</sup>H NMR (DMSO-d<sub>6</sub>): δ 12.40 (brs, 1H, NH), 8.82 (s, 1H, Ar-CH), 8.73 (d, *J* = 7.8 Hz, 1H, Ar-CH), 8.33 (d, *J* = 7.5 Hz, 1H, Ar-CH), 8.23 (d, *J* = 7.8 Hz, 1H, Ar-CH), 7.96 (d, *J* = 7.8 Hz, 1H, Ar-CH), 7.79 (dd, *J* = 2.1 Hz, 7.8 Hz, 2H, Ar-CH), 7.45 (dd, *J* = 7.5 Hz, 7.8 Hz, 1H, Ar-CH), 7.27 (dd, *J* = 2.1 Hz, 7.8 Hz, 2H, Ar-CH), 6.81-6.80 (m, 1H, Ar-CH). <sup>13</sup>C NMR (DMSO-d<sub>6</sub>): δ 156.4 (C), 155.7 (C), 150.7 (CH), 144.8 (CH), 144.1 (C), 142.1 (CH), 138.5 (C), 135.0 (C), 130.8 (CH), 123.5 (CH), 123.4 (CH), 121.1 (C), 121.0 (CH), 115.5 (CH), 115.3 (CH), 103.9 (C). HRMS *m/z* :

330.1261 found (calculated for C<sub>19</sub>H<sub>12</sub>FN<sub>5</sub>, [M+H]<sup>+</sup> requires 330.1157).

## 2-(Benzo[b]thiophen-3-yl)-3-(4-fluorophenyl)-3H-imidazo[4,5-b]pyridine (6t)

Compound **6t** was isolated as a light yellow floppy solid; mp 147-148 °C. <sup>1</sup>H NMR (DMSO-d<sub>6</sub>): δ 8.86 (d, *J* = 7.4 Hz, 1H, Ar-CH), 8.16 (s, 1H, Ar-CH), 8.08 (d, *J* = 7.5 Hz, 1H, Ar-CH), 8.03 (d, *J* = 7.5 Hz, 1H, Ar-CH), 7.78-7.76 (m, 3H, Ar-CH), 7.57-7.54 (m, 2H, Ar-CH), 7.08 (d, *J* = 8.0 Hz, 2H, Ar-CH), 6.85-6.84 (m, 1H, Ar-CH). <sup>13</sup>C NMR (DMSO-d<sub>6</sub>): δ 156.5 (C), 150.7 (CH), 145.3 (C), 140.7 (C), 138.1 (C), 138.0 (C), 136.6 (C), 133.8 (C), 126.0 (CH), 124.3 (CH), 124.0 (CH), 123.5 (CH), 122.1 (CH), 121.4 (CH), 121.3 (CH), 115.5 (CH), 115.3 (CH). HRMS *m/z* : 346.0918 found (calculated for C<sub>20</sub>H<sub>12</sub>FN<sub>3</sub>S, [M+H]<sup>+</sup> requires 346.0816).

## ACKNOWLEDGEMENT

The authors are grateful to NIH (1RC2NS064950) for generous financial support.

## CONFLICT OF INTEREST

None declared.

## REFERENCES

- Horton, D.A.; Bourne, G.T.; Smythe, M.L. The combinatorial synthesis of bicyclic privileged structures or privileged substructures. *Chem. Rev.*, **2003**, *103*, 893-930.
- Alamgir, M.; Black, D.St. C.; Kumar, N. Synthesis, reactivity and biological activity of benzimidazoles. In: *Topics in heterocyclic chemistry*; Springer: Berlin, Heidelberg, **2007**, *9*, 87-118.
- Velik, J.; Baliharova, V.; Fink-Gremmels, J.; Bull, S.; Lamka, J.; Skalova, L. Benzimidazole drugs and modulation of biotransformation enzymes. *Res. Vet. Sci.*, **2004**, *76*, 95-108.
- Kohler, P. The biochemical basis of anthelmintic action and resistance. *Int. J. Parasitol.*, **2001**, *31*, 336-345.
- Porcari, A.R.; Devivar, R.V.; Kucera, L.S.; Drach, J.C.; Townsend, L.B. Design, Synthesis, and Antiviral Evaluations of 1-(Substituted benzyl)-2-substituted-5,6-dichlorobenzimidazoles as Nonnucleoside Analogues of 2,5,6-Trichloro-1-(β-d-ribofuranosyl)benzimidazole. *J. Med. Chem.*, **1998**, *41*, 1252-1262.
- Migawa, M.T.; Girardet, J.L.; Walker, J.A.; Koszalka, G.W.; Chamberlain, S.D.; Drach, J.C.; Townsend, L. B. Design, synthesis, and antiviral activity of α-nucleosides: D- and L-isomers of lyxofuranosyl- and (5-Deoxylyxofuranosyl) benzimidazoles. *J. Med. Chem.*, **1998**, *41*, 1242-1251.
- Roth, T.; Morningstar, M.L.; Boyer, P.L.; Hughes, S.H.; Buckheit, R.W.; Michejda, C.J. Jr. Synthesis and biological activity of novel nonnucleoside inhibitors of HIV-1 reverse transcriptase. 2-Aryl-Substituted Benzimidazoles. *J. Med. Chem.*, **1997**, *40*, 4199-4207.
- Tamm, I.; Sehgal, P.B. Halobenzimidazole Ribosides and RNA Synthesis of Cells and Viruses. *Adv. Virus. Res.*, **1978**, *22*, 187-258.
- Bouffant, J. -F.; Meyer, C.; Doublet, F.; Fortin, J.; Muller, P.; Queguiner, L.; Gevers, T.; Janssens, P.; Szel, H.; Willebrods, R.; Timmerman, P.; Wuyts, K.; Van Remoortere, P.; Janssens, F.; Wigerinck, P.; Andries, K. Selection of a respiratory syncytial virus fusion inhibitor clinical candidate. 2. Discovery of a Morpholinopropylaminobenzimidazole Derivative (TMC353121). *J. Med. Chem.*, **2008**, *51*, 875-896.
- Scott, L.J.; Dunn, C.J.; Mallarkey, G.; Sharpe, M. Esomeprazole: a review of its use in the management of acid-related disorders. *Drugs*, **2002**, *62*, 1503-1538.
- Blythin, D. J.; Kaminski, J. J.; Domalski, M. S.; Spittler, J.; Solomon, D. M.; Conn, D. J.; Wong, S. C.; Verbiar, L. L.; Bober, L.A. Antiinflammatory activity of substituted 6-hydroxypyrimido [2,1-f]purine-2,4,8(1H,3H,9H)-triones. A typical nonsteroidal anti-inflammatory agents. *J. Med. Chem.*, **1986**, *29*, 1099-1113.
- Al Muhaimeed, H.J. A parallel-group comparison of astemizole and loratadine for the treatment of perennial. *Int. Med. Res.*, **1997**, *25*, 175-178.
- Skalitzky, D.J.; Marakovits, J.T.; Maegley, K.A.; Ekker, A.; Yu, X. -H; Hostomsky, Z.; Webber, S.E.; Eastman, B.W.; Almasy, R.; Li, J.; Curtin, N.J.; Newell, D.R.; Calvert, A.H.; Griffin, R.J.; Golding, B.T. tricyclic benzimidazoles as potent poly(adp-ribose) polymerase-1 inhibitors. *J. Med. Chem.*, **2003**, *46*, 210-213.
- Easmon, J.; Puerstinger, G.; Roth, T.; Fiebig, H.H.; Jenny, M.; Jager, W.; Heinisch, G.; Hofmann, J. 2-benzoxazolyl and 2-benzimidazolyl hydrazones derived from 2-acetylpyridine: A novel class of antitumor agents. *Int. J. Cancer.*, **2001**, *94*, 89-96.
- (a) Wang, L.; Ankati, H.; Akubathini, S. K.; Balderamos, M.; Storey, C. A.; Patel, A.V.; Kretschmar, D.; Biehl, E. R.; D'Mello, S. R. Identification of novel 1,4-benzoxazine compounds that are protective in tissue culture and in vivo models of neurodegeneration. *J. Neurosci. Res.*, **2010**, *88*, 1970-1984. (b) Balderamos, M.; Ankati, H.; Akubathini, S. K.; Patel, A.V.; Kamila, S.; Mukherjee, C.; Wang, L.; Biehl, E. R.; D'Mello, S. R. Synthesis and structure-activity relationship studies of 3-substituted indolin-2-ones as effective neuroprotective agents. *Exp. Biol. Med.*, (Maywood, N.J., USA) **2008**, *233*, 1395-1399. (c) Phillips, D. J.; Davenport, R. J.; Demaude, T. A.; Galleway, F.P.; Jones, M.W.; Knerr, L.; Perry, B. G.; Ratcliffe, A. J. Imidazopyridines as VLA-4 integrin antagonists. *Biorg. Med. Chem. Lett.*, **2008**, *18*, 4146-4149.
- (a) Sun, Q.; Wu, R.; Cai, S.; Lin, Y.; Sellers, L.; Sakamoto, K.; He, B.; Peterson, B. R. Synthesis and biological activity of analogues of AKT (Protein Kinase B) inhibitor-IV. *J. Med. Chem.*, **2011**, *54*, 1126-1139. (b) Clark, R. L.; Pessolano, A.A.; Shen, T. -Y.; Jacobus, D.P.; Jones, H. Synthesis and analgesic activity of 1,3-dihydro-3-(substituted phenyl)imidazo[4,5-b]pyridine-2-ones and 3-(substituted phenyl)-1,2,3-triazolo[4,5-b]pyridines. *J. Med. Chem.*, **1978**, *21*, 965-978.
- (a) Langley, D.R.; Thurston, D.E. A versatile and efficient synthesis of carbinolamine-containing pyrrolo[1,4]benzodiazepines via the cyclisation of N-(2-aminobenzoyl)pyrrolidine-2-carboxaldehyde diethyl thioacetals: Total synthesis of Prothracarcin. *J. Org. Chem.*, **1987**, *52*, 91-97. (b) Brieger, G.; Nestrick, T. J. Catalytic transfer hydrogenation. *Chem Rev.*, **1974**, *74*, 567-580. (c) Banik, B. K.; Barakat, K. J.; Wagle, D. R.; Manhas, M. S.; Bose, A.K. microwave-assisted rapid and simplified hydrogenation. *J. Org. Chem.*, **1999**, *64*, 5746-5753.
- Kamal, A.; Reddy, K.L.; Devaiah, V.; Reddy, G. S. K. Facile reduction of aromatic nitro/azido functionality on solid support employing Al/NiCl<sub>2</sub>.6H<sub>2</sub>O and Al/NH<sub>4</sub>Cl: Synthesis of pyrrolo[2,1-c][1,4]benzodiazepines. *Tet Lett.*, **2003**, *44*, 4741-4745.
- Zhang, G.; Wu, F. -Ly.; Jiang, X.; Sun, P.; Cheng, C. -H. Iridium (III) complexes with cyclometalated styrylbenzimidazole ligands: Synthesis, electrochemistry and as highly efficient emitters for organic light-emitting diodes. *Synth. Metals*, **2010**, *160*, 1906-1911.
- Chakrabarty, M.; Mukherji, A.; Mukherjee, R.; Arima, S.; Harigaya, Y. A Keggin heteropoly acid as an efficient catalyst for an expeditious, one-pot synthesis of 1-methyl-2-(hetero)arylbenzimidazoles. *Tet. Lett.*, **2007**, *48*, 5239-5242.
- Lin, S.; Yang, L. A simple and efficient procedure for the synthesis of benzimidazoles using air as the oxidant. *Tet. Lett.*, **2005**, *46*, 4315-4319.
- Itoh, T.; Nagata, K.; Ishikawa, H.; Ohsawa, A. Synthesis of 2-Arylbenzothiazoles and imidazoles using scandium triflate as a catalyst for both a ring closing and an oxidation steps. *Heterocycles*, **2004**, *63*, 2769-2783.

Received: August 30, 2011

Revised: October 27, 2011

Accepted: October 28, 2011

© Kamila et al.; Licensee Bentham Open.

This is an open access article licensed under the terms of the Creative Commons Attribution Non-Commercial License (<http://creativecommons.org/licenses/by-nc/3.0/>) which permits unrestricted, non-commercial use, distribution and reproduction in any medium, provided the work is properly cited.