

Evaluation of Solar Energy for Processing *Aloe Secundiflora* Sap into Paste Using Parabolic Solar Concentrating Technology

Mary Nelima Ondiaka^a, Wilber Lwande^{a,*}, Emma Omulokoli^b, John Bwire Ochola^a, Evelyn Alison Ndenga^a, Maxwell Lumbasi Kilwake^a, Isabella Nyamoita Nyamamba^a, Kavaka Mukonyi Watai^c, John Salehe^d, Elias Kimaru^d and Thomas F.N. Thoruwa^e

^aInternational Center of Insect Physiology and Ecology (ICIPE), P.O. Box 30772-00100, Nairobi, Kenya

^bFaculty of Science, Department of Chemistry, Jomo Kenyatta University of Agriculture and Technology (JKUAT), off Nairobi-Thika Highway, Juja, Kenya.

^cKenya Wildlife Service (KWS), Langata Road, Nairobi, Kenya

^dWorld Wide Fund for Nature-Eastern and Southern Africa Regional Programme Office (WWF-ESARPO), ACS Plaza, Lenana Road No. 1/1203, Nairobi, Kenya

^eSchool of Engineering and Technology, Department of Energy Engineering, Kenyatta University, off Nairobi-Thika Highway, Nairobi, Kenya

Abstract: This paper presents an alternative method of processing *Aloe secundiflora* sap into paste using solar concentrating technology. Local communities living in arid and semi-arid areas of Kenya and other African countries harvest *A. secundiflora* sap and process it into paste for export and local use by boiling using traditional 3-stone cooking stoves. Consequences of these activities have led to widespread deforestation and environmental degradation. The study focused on establishing the effectiveness of solar concentrating technology in processing *A. secundiflora* sap into paste and ascertaining the effect of environmental parameters on processing. Optimum processing temperature, processing time, cooker efficiency, yield and quality of the resultant paste were also investigated. Results showed that absorber and pot content temperatures and solar radiation significantly affected the heating time. It was established that optimum processing temperature ranged from 90-100°C, giving an average overall heat transfer coefficient of 17.40W/m² K under clear sky conditions. Results demonstrated that solar concentrating technology had great potential in processing *A. secundiflora* sap into paste, which is a stable, portable and value added product. In the longer term, using solar energy to substitute fuelwood energy would contribute to reduced deforestation, environmental degradation, global warming and climate change. It would also improve biodiversity conservation and reduce the burden on women and children associated with collecting and transporting fuelwood. As a follow-up to this study, an elliptical parabolic solar concentrator was installed at Kinango in the semi-arid Kinango District, Coast Province of Kenya for pilot-scale processing of *A. secundiflora* sap by a local women group.

Keywords: Energy, Solar parabolic concentrators, *Aloe secundiflora*, Fuelwood, Processing paste, Environmental degradation.

1. INTRODUCTION

A. secundiflora Engl. (Family: *Asphodelaceae*) is a succulent, perennial herb that is distributed in dry, semi-arid, sandy grassland and open woodland regions in Rwanda, southern Ethiopia, Kenya and Tanzania [1-3]. It is one of about 450 species of the genus *Aloe* that occur in Africa and Arabia [1-3]. *A. secundiflora* is easy to propagate usually from seed [1].

Traditionally, *A. secundiflora* has been used by local communities for the treatment of a range of human and

livestock diseases, and for fermentation of local beer [1, 4]. In East Africa, particularly in Kenya, *A. secundiflora* plants are commercially exploited by local community members in dry, semi-arid regions who cut the leaves at the base [See: Fig. (1)] and drain a yellow bitter sap that exudes from the leaves and is collected in containers. The sap is sold to local dealers who process it by cooking in drums mounted on the traditional 3-stone fuelwood cooking stoves [See: Fig. (2)] until it forms a paste. On cooling, the paste hardens into a rocky dark green paste [1, 5]. Unlike the *A. secundiflora* leaf sap, the rocky paste is less bulky, less perishable, more stable and therefore easier to handle, store, use and trade in. The dealers sell the *A. secundiflora* rocky paste to traders who export most of it to overseas countries [1, 5]. The paste is used in the manufacture of pharmaceutical and cosmetic products including crude medicine for stomach pains and bathing soaps, while some is used by alcoholic beverage

*Address correspondence to this author at the International Center of Insect Physiology and Ecology (ICIPE), P.O. Box 30772-00100, Nairobi, Kenya; Tel: +254 020 8632040; Fax: +254 020 8632001/2; E-mail: wlwande@icipe.org



Fig. (1). Harvesting *A. secundiflora* in Kinango, Kinango District, Kenya.



Fig. (2). Processing *A. secundiflora* into paste using fuel wood energy in Kinango, Kinango District, Kenya.

companies to produce bitters [1, 5]. Local communities use small quantities of the paste to produce medicinal and cosmetic products such as soap, creams and shampoos for sale in the rural local market.

Previous research findings have revealed that extracts from *A. secundiflora* are efficacious against *Salmonella gallinarum* in experimentally infected free-range chickens [6] and have antiviral activity against the Newcastle disease virus (NDV) in embryonated specific pathogen free (SPF) chicken eggs [7, 8]. The results have provided scientific justification for the ethnoveterinary use of *A. secundiflora* extract in the control of fowl typhoid and Newcastle disease virus in chickens. A crude extract of *A. secundiflora* leaves was found to inhibit the growth of the fungus, *Candida albicans* [9]. A preliminary phytochemical analysis of *A. secundiflora* exudate revealed that it comprised of a mixture of phenolic compounds, mainly the anthrones, aloenin, aloenin B, isobarbaloin, and barbaloin, and aloin derivatives, and chromones and phenylpyrones, with a low content of polysaccharides and aliphatic compounds [10]. *A. secundiflora* shrubs have also been shown to have facilitative effect on the establishment, growth, and reproduction of grass in degraded semi-arid rangelands where they could play a useful role in ecological restoration [11, 12].

A. secundiflora has been recognized to have a great potential in improving livelihoods of rural communities in dry,

semi-arid areas of Africa [5, 13, 14]. A number of programmes are being undertaken and supported by institutions, organizations and donor agencies to promote community-based cultivation and processing of *A. secundiflora* in dry, semi-arid regions in East Africa as an alternative income-generating activity for improved livelihoods of marginalized communities [5]. In Kenya, the Kenya Wildlife Service (KWS) has established regulations and developed a long term strategy for conservation, management and utilization of *Aloe* species in order to promote its sustainable exploitation by marginalized rural communities [15].

The major draw-back to the exploitation of *A. secundiflora* by local communities in dry, semi-arid regions of Africa is the unsustainable and environmentally destructive use of fuelwood for processing *A. secundiflora* leaf sap into paste. Most fuel wood used is collected mainly by women and children from the surrounding areas that are already experiencing serious deforestation, environmental degradation and biodiversity destruction, or purchased from local dealers. In the study, parabolic solar concentrating technology was evaluated for processing *A. secundiflora* sap into paste. Research on design and testing of solar parabolic cookers has been conducted [16-20]. The potential for solar energy in industrial process heating has been evaluated [21, 22]. The performance of a domestic solar parabolic cooker used for processing *A. secundiflora* sap into paste was introduced for the first time in the study.

The main goal of the research was to investigate the potential of solar concentrating technology to process *A. secundiflora* leaf sap into paste in comparison with conventional processing methods. The specific objective of the study were to: establish the efficiency of the solar parabolic cooker in processing *A. secundiflora* sap into good quality paste, compare the quality of *A. secundiflora* paste using solar concentrating technology against the traditional 3-stone fuelwood cooking stove and electric hot plate cooker and determine the carbon dioxide (CO₂) green house gas emission savings. It is expected that the research findings would form part of concerted efforts to identify environmentally safe and sustainable alternatives to replace fuelwood energy mainly used by communities in the dry semi-arid regions of East Africa to process the sap.

2. MATERIALS AND METHODS

The average yield, bulk density, gravimetric water content, specific heat capacity and Aloin A content of *A. secundiflora* leaf sap were determined. Traditional methods of processing *A. secundiflora* leaf sap into paste using fuelwood energy were assessed in the field. Comparative research studies were carried out using electric hot plate and solar parabolic cookers.

2.1. Harvesting and Determination of Yield of *A. Secundiflora* Leaf Sap

A. secundiflora leaf sap was obtained from Kinango location in Kinango District in the Coast Province of Kenya. A voucher specimen number SH2008: 2000 is deposited in the herbarium of the National Museums of Kenya. The sap was obtained in-situ from transverse sections of *A. secundiflora* leaves. Mature leaves of the plants were harvested from three

different sites within Kinango District. During harvesting, the leaves were brushed to remove dust particles and cut at the base of the plants. A maximum of three leaves were cut from every plant and arranged at an angle around the edge of a stainless steel container measuring 50cm wide and 15cm deep and left for 30 minutes to allow the sap to drain into the container. The sap was filtered, transferred to glass jars and kept at 4 °C to preserve biological activity and reduce microbial count in the sap [23, 24]. It was transported to Nairobi, Kenya where it was stored at 4 °C. The *A. secundiflora* sap was stored for a maximum period of 14 days.

2.2. Characterization of *A. Secundiflora* Leaf Sap

Twenty litres of *A. secundiflora* leaf sap was stored at room temperature overnight. The sap was manually mixed to achieve homogeneity and its temperature measured and recorded. Bulk density of the sap was determined using modified ASTM D1895B standard [25]. One-litre of the sap was poured into a graduated cylinder and weighed to the nearest 0.1g using a digital balance (Model: XL-7100, Denver Instrument Company, Man., USA). The sap was poured into a separate holding container. The graduated cylinder was rinsed with distilled water and dried for subsequent use. Sixteen repeated experiments were conducted. The average bulk density was calculated using Eq. (1):

$$\rho_a = \left(\frac{m_a}{V_a} \right) \quad (1)$$

Where ρ_a = density of *A. secundiflora* sap (g/cm³); m_a = mass of *A. secundiflora* sap (g); V_a = volume of *A. secundiflora* sap (cm³).

Water content was determined using freeze-drying methods [23, 24, 26] in a programmed Freeze Drier (Labconco, FreeZone® Stoppering Tray Drier, Freeze Dry System: Model 79480, Labconco Corporation, USA). Six replicate samples of the sap, each weighing 2.9g, were placed in the freeze drier and lyophilized for 6 days at a cooling temperature of -34 °C a drying temperature of -5 °C and vacuum pressure of 133 x 10⁻³ mbar. When the last three readings recorded remained constant, the drying process was stopped. The final masses of the dried sap powder were recorded and percent water loss calculated using Eq. (2):

$$\mu_a = \left(\frac{m_a - m_{ad}}{m_a} \right) \times 100\% \quad (2)$$

Where μ_a = gravimetric water content of *A. secundiflora* sap (%); m_{ad} = mass of dried *A. secundiflora* (g). The specific heat capacity of *A. secundiflora* sap was determined using modified calorimetric methods. One-litre of water and one-litre of *A. secundiflora* sap were heated for 15 minutes using a 1200W electric hot plate (ETA 0108, ETA). The temperature change was measured using a mercury thermometer at intervals of 5 minutes. Sensible heat was calculated using Eq. (3). Considering energy balance for water and *A. secundiflora* sap and substituting accordingly, the specific heat capacity of the sap was calculated using Eq. (4).

$$Q = m.c_p.\Delta T \quad (3)$$

$$c_{pa} = \left(\frac{Q_w}{m_a \Delta T} \right) \quad (4)$$

Where Q = heat gain (J); m = mass of substance (g); c_p = specific heat capacity at constant pressure (J/g°C); ΔT = change in temperature (°C); c_{pa} = specific heat capacity of *A. secundiflora* sap at constant pressure (J/g °C); Q_w = heat gain of water (J); m_a = mass of *A. secundiflora* sap (g).

2.3. Processing *A. Secundiflora* Sap Into Paste

2.3.1. Assessment of Traditional Processing Methods Using Fuelwood Energy

A field survey was conducted to collect both quantitative and qualitative data on traditional methods used to process *A. secundiflora* leaf sap into paste in Kinango location, Kinango District, Coast Province of Kenya. A semi-structured questionnaire having both closed and open-ended questions was designed and used to collect the data. Observations and interviews were conducted during traditional processing sessions of *A. secundiflora* paste by 20 of local community dealers who undertook the processing on a regular basis. The data collected and analyzed included mass of sap processed and the paste that was produced per week, the time taken to process the paste, the quantity and source of fuelwood used. A sample of *A. secundiflora* paste produced traditionally was purchased from a local dealer and transported to Nairobi under cool conditions for comparative analysis.

2.3.2. Heating Tests Using an Electric Hot Plate

Laboratory-scale heating tests were conducted to establish thermal characteristics of processing *Aloe secundiflora* sap into paste. The tests were undertaken in a fume hood using a 1200W electric hot plate (ETA 0108, ETA). An aluminium cooking vessel (Table 1), used in the subsequent parabolic solar cooking experiment, was used during the tests. One-litre of sap was poured into a graduated cylinder and weighed to the nearest 0.1g using a digital balance (Model: XL-7100, Denver Instrument Company, Man., USA). The sap was transferred into the open aluminium cooking vessel, placed onto the electric hot plate and heated. During processing, the sap was continuously stirred to avoid caking of the material onto the cooking vessel. A calibrated mercury thermometer (-10 to 250°C) was used to measure pot content temperature of the sap by positioning it at the centre of the cooking vessel, approximately 1cm above the base of the vessel. The temperature was measured and recorded manually. The ambient temperature and relative humidity were continuously measured and stored using 3 data loggers (HOBO™ Temp/RH Data Logger, Model No. U12-011, Onset Computer Corporation, Bourne, MA 02532, USA). The data loggers were mounted at three points in the hood enclosure, 100cm from the base of the worktable under the hood. Atmospheric pressure was assumed to be constant. All the parameters were measured at 5 minutes intervals and averaged over 15 minutes during the processing. The test was replicated three times and terminated when the paste formed. The mass of the paste formed was recorded at the end of every test.

2.3.3. Thermal Performance Tests Using a Domestic Parabolic Solar Cooker

2.3.3.1. Domestic Parabolic Solar Cooker

A conventional SK-14 domestic parabolic solar cooker (EC-Solar eV, Altötting, Germany) was used for testing the thermal performance of processing *A. secundiflora* sap into paste using solar energy. The parabolic solar cooker reflectors were mounted on a structural steel frame and held tightly using plastic twist ties. The cooker body was held on a steel frame through an opening that made it flexible for manual adjustment. The solar heat was concentrated at a focal point of the detachable pot ring frame containing an aluminium cooking vessel that was supplied with the cooker. Table 1 shows the main specifications of the domestic parabolic solar cooker and the cooking vessel used. No modifications, including heat insulation, were made to the cooker during the testing.

Table 1. Main Specifications of the Parabolic Solar Cooker and Cooking Vessel

Description	Specification
Parabolic Solar Cooker	
Aperture Diameter, A_d (cm)	140
Aperture area, A_p (m^2)	1.54
Reflector material	Aluminium film (anodized)
Focal length (cm)	30
Receiver diameter (cm)	21.93
Receiver area (cm^2)	378
Optical concentration ratio	40.74
Capacity (Watts)	600
Cooking Vessel	
Material	Aluminium (darkened surface)
Shape	Cylindrical
Capacity (Litres)	4.6
Inner diameter (cm)	23.7
Outer diameter (cm)	23.9
Thickness (cm)	0.1
Depth (cm)	10.5
Mass (g)	200
Length of holding flange (cm)	2

2.3.3.2. Experimental Set-Up and Data Collection

A semi-field scale experiment for testing the parabolic solar cooker was set-up at Appropriate Technology Centre of Kenyatta University in Nairobi, Kenya located at Latitude $01^{\circ}10.486S$, Longitude $036^{\circ}55.995E$, Elevation 1550m and local boiling temperature of $95^{\circ}C$. The solar cooker was used outdoors without a heat storage system. The test protocol was based on the ASAE S580 JAN03 Standard method for testing and reporting solar cooker performance [27]. The thermal performance tests were conducted between 10.00am

and 4.00pm under clear sky conditions on July 8th and 9th; October 31st; and November 17th and 26th, 2008. Heating experiments were conducted between 10.00am and 4.00pm under clear sky conditions.

Three thermocouples were taped at approximately 120° onto the empty cooking vessel to measure absorber temperatures. A 2.5cm flat steel frame was mounted across the cooker at 175cm above the ground and used to support the thermocouples above the cooker. One-litre of homogenous *A. secundiflora* sap, approximately 8kg of the sap per m^2 of intercept area of absorber surface (cooking vessel), was loaded into the cooking vessel and placed onto the pot holder. A copper-constantin thermocouple was immersed at the centre of the *A. secundiflora* sap, 1cm above the base of the cooking vessel, to measure the pot content temperature. The cooker was manually adjusted to direct the solar radiation concentrating to the focal point before the heating started and was continuously tracked at 15 to 25 minutes interval from mid-morning to afternoon hours. The cooking vessel was not covered during processing. During heating, the sap was continuously stirred to avoid formation of paste crusts on the cooking vessel. The experiment was terminated when the paste formed. The time taken to heat the sap into paste and final mass of the paste formed was recorded.

Data output readings for temperatures and solar radiation were continuously measured and recorded via a programmed data logger (Model: FLUKE 2286A-Data Logging System, Fluke Corporation, USA) at 10 minutes interval and stored in a floppy disk. Calibrated chromel-alumel thermocouples ($0-100^{\circ}C$) and copper-constantin thermocouple ($0-350^{\circ}C$) with average sensitivity of $42\mu V/^{\circ}C$ were used to measure ambient (AMB T1), absorber (ABS T2) and pot content (POTC T3) temperatures in $^{\circ}C$. The thermocouples were terminated to the data logger. Solar radiation was measured in millivolts (mV) using a pyranometer (Model: CN77-277, Middleton Instruments, Australia) with short-wave sensitivity of $9.8mV/kWm^{-2}$. The interval solar radiation in W/m^2 was determined by multiplying the mV readings by a correlation factor of 91.68 [28]. The pyranometer was mounted on the rooftop of the building at approximately 1000cm above the ground level and terminated to the data logger via a thermocouple. Wind velocity and cloud cover data were observed at intervals of 10 minutes and recorded manually. The wind velocity was measured in m/s using a hand-held digital anemometer (VELOCALC[®] TSI[®], Model 7357, TSI Inc. St. Paul, MN, USA), which was mounted on a steel frame 100cm away from the cooker with the probe at 180cm above the ground. Cloud cover was observed using a digital thermo hygrometer incorporating a digital clock (Maxipine[®] Cefepime, Clip Sonic Technology, P.R.C. Design). Fig. (3) and (4) show the schematic diagram and picture of the experimental set-up respectively.

2.4. Chromatographic Analysis of *A. Secundiflora* Leaf Sap and Paste

Aloin content in *A. secundiflora* sap and paste was analyzed using High Pressure Liquid Chromatography (HPLC) methods described by Waihenya [10]. The HPLC was performed using a HP 1090 Series II system equipped with an auto-sampler, two P4000 gradient pumps and a UV 6000 photodiode array detector (200–500nm range; 5nm band-

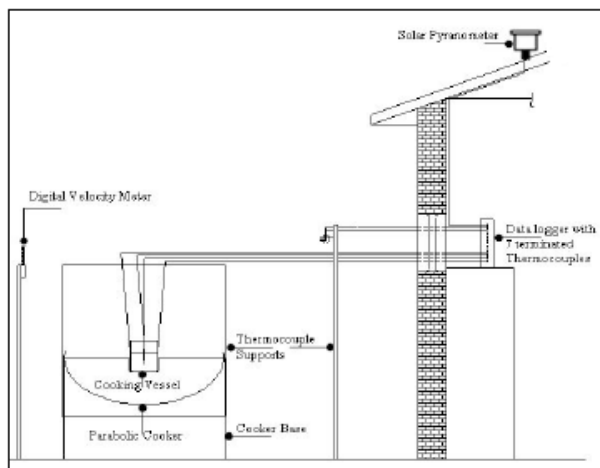


Fig. (3). Schematic diagram of the experimental set-up: Not to scale.



Fig. (4). Processing *A. secundiflora* sap using a domestic parabolic solar cooker.

width) controlled by ChromQuest™ software (Thermo Fisher Scientific Inc., USA). Analyses were performed using a C18 column (150mm x 4.6mm i.d.; 5 μ m). The mobile phase comprised of acetonitrile (solvent A) and water (solvent B) with both solvents containing 0.01% trifluoroacetic acid. The gradient programme commenced at 95:5 (v/v) of A: B followed by a linear gradient for 50 min to 78:22 (A: B) and for 25 min to 60:40 (A: B). The total running time was 75 min with a flow rate of 1mL/min. All chemicals that were used in the analyses were of analytical grade: solvents were of HPLC grade and purchased from Merck (Darmstadt, Germany). Ultrapure distilled water was employed in all experiments. Reference samples of Aloin A (Barbaloin) standard compound were purchased from Roth (Karlsruhe, Germany). Samples of the sap and paste were prepared separately by diluting 1mg of sap and 1mg of paste in 3mL of 30% (v/v) aqueous methanol and centrifuging at 13 000 rpm for 5min. 200 μ L of supernatant was withdrawn from each sample prepared and placed into an insert for HPLC analysis where 5 μ L of the barbaloin standard was added. The sample volume for the sap and paste samples analyzed separately was 20 μ L. Quantification was performed by calculating the area of each peak detected at 290nm as a percentage of the

total area of the peaks observed in three measurements. With a 100% resolution assumption of the injected standard solution, identification of aloin compound was done using methods described by Zonta [29, 30].

2.5. Statistical Analysis

Data was analyzed using GenStat and Microsoft Excel. The analysis included ANOVA General Treatment Structure (No blocking), negative binomial and polynomial regressions.

2.6. Construction of a Community-Based Facility for Pilot-Scale Processing *A. secundiflora* Sap Into Paste Using an Elliptical Parabolic Solar Concentrator

Following the successful demonstration of the potential of solar energy for processing *A. secundiflora* sap into paste under semi-field conditions, a community-based facility for pilot-scale processing of *A. secundiflora* sap into paste was constructed at Kinango in Kinango District in the Coast Province of Kenya. An elliptical parabolic solar concentrator [Wolfgang Scheffler Design, Solare Brucke, Aislingene, Germany] was installed at the facility located at Latitude 04°9.130S, Longitude 39°19.300E and Elevation 178m. Fig. (5), (6) and (7) show the schematic diagram and photograph

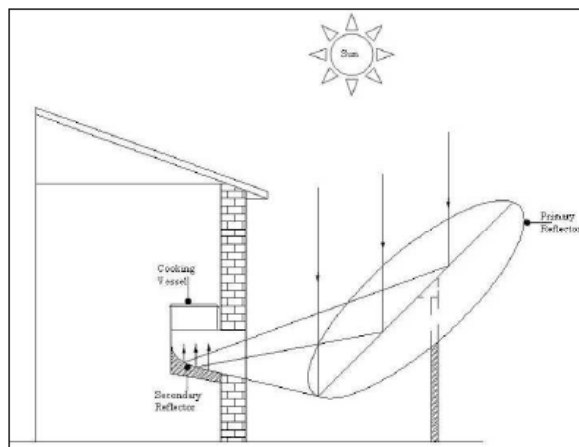


Fig. (5). Schematic diagram of the field-scale solar concentrator: Not to scale solar cooker.



Fig. (6). Field-scale solar concentrator installed at Kinango, Kinango District, Kenya.



Fig. (7). A community member processing *A. secundiflora* sap using the field-scale solar concentrator at Kinango.

of the solar concentrator installed at the processing facility, and photograph of a community member processing *A. secundiflora* sap within the facility.

2.6.1. The Elliptical Parabolic Solar Concentrator System

The elliptical parabolic solar concentrator system comprised of an elliptical parabolic dish as the primary reflector, mounted on a rotating support arm; a support frame for the rotating arm; a mechanical tracking system comprising of a clock, drive chain and a 50kg torque weight; a pot holder fitted with a fixed focus secondary reflector mounted inside the processing room and a cooking vessel. Table 2 shows the main specifications of the solar concentrator. The concentrator was supplied with a 20-litres mild steel cooking vessel, having selective SOLKOTE surface paint.

Table 2. Main Specifications of the parabolic solar concentrator

Description	Specification
Parabolic Solar Concentrator	
Aperture Length, A_L (cm)	387.6
Aperture Width, A_w (cm)	274
Primary Reflector Area, A_p (m^2)	8
Aperture area, A_p (m^2)	5.66
Secondary Reflector Area, A_r (m^2)	0.2
Primary Reflector material	Alcan specialty solar sheet
Secondary Reflector material	Aluminium film anodized
Focal length of Primary Reflector (cm)	287
Optical concentration ratio	30
Average Cooking power (W)	2 200

The parabolic dish was mounted in a North-South orientation, with the axis of rotation aligned parallel to the earth surface and at the centre of both reflectors. The concentrating dish operates by converging sunlight beams onto a fixed focus secondary reflector and reflects the rays onto the cooking vessel. The mechanical clock mechanism rotates the primary reflector along its axis of rotation and maintains the

Table 3. Yield of *A. Secundiflora* Leaf Sap from 3 Sites in Kinango District

Site	Average <i>A.sekundiflora</i> sap yield (mL)
1	3.60 ± 1.30
2	5.00 ± 0.45
3	4.10 ± 0.86
Overall average yield	4.20 ± 0.40

Table 4. The Average Gravimetric Water Content, Bulk Density and Specific Heat of the *A. Secundiflora* Sap

Parameter	Average value
Bulk density at 21°C ($g\ cm^{-3}$)	1113.70 ± 2.60
The gravimetric water content (%)	81.30 ± 0.10
Specific heat capacity ($J/g\ K$)	3.40 ± 0.12

reflected beams aligned to this axis as the sun moves. To counter seasonal variations during the year, the parabolic dish was tilted vertically or horizontally once a week using two built-in leavers in the support frame. Tilting maintained the focal point of the reflected beam.

2.6.2. Operation of the Elliptical Parabolic Solar Concentrator System

In the morning, the parabolic dish was rotated manually to the starting position where the secondary reflector illuminated. The solar dish was designed to track the movement of the sun by the gravity driven mechanical devise fitted with a clutch. The clock was started by pressing the clutch arm slowly. The focus of the sunlight beam was maintained at the secondary reflector position throughout the day. The angle between the axis of rotation and the primary reflector was continuously adjusted to maintain a fixed focus at the secondary reflector. The secondary reflector was inclined to reflect the focused beams sideways around the cooking vessel.

3. RESULTS AND DISCUSSION

3.1. *A. Secundiflora* Sap

The average yield of *A. secundiflora* leaf sap harvested from 3 sites in Kinango, Kinango District in the Coast Province of Kenya is given in Table 3. The overall average yield per leaf was 4.2 ± 0.4 mL. The *A. secundiflora* sap was dark brown in colour. When stored at 4°C, the sap maintained a non-solidified uniformity for the first week and separated into three layers by the second week. It was therefore necessary to stir the sap to homogeneity before commencement of the experiments. Table 4 shows the average values of water content, bulk density and specific heat capacity of the *A. secundiflora* sap.

3.2. Traditional Processing of *A. Secundiflora* Sap Into Paste

Results from the field survey on traditional processing of *A. secundiflora* sap into paste using fuelwood energy in Kinango District of Kenya are presented in Table 5. It was established that on a weekly basis, 20 of the commercial pro-

Table 5. Summarized Field Survey Results on Traditional Processing of *A. secundiflora* SAP into Paste Using Fuelwood

Parameter	Average Value
Mass of sap (g)	445 480
Mass of paste (g)	228 530
Heating time per process (min)	270
Quantity of fuelwood used (g)	941 180

Table 6. Summary Results During Processing of *A. Secundiflora* Sap into Paste Using an Electric Hot Plate

Parameter	Average Value
Mass of sap (g)	1113.70± 0.00
Mass of paste (g)	418.50 ± 8.00
Heating time (min)	75.00 ± 0.00
Water loss (%)	62.40 ± 0.70
Ambient temperature (°C)	26.30 ± 0.10
Pot content Temperature (°C)	76.40 ± 7.40

ducers processed 445 480g of the sap to produce 228 530g of the paste. The results showed that approximately 1 000g of the sap produced 513g of paste while approximately 4 119g of fuelwood was required to produce 1 000g of the paste. About 10% of the fuelwood was purchased, 76% harvested from trees and 14% collected from shrubs and twigs. The fuelwood preferably used was mainly wet or semi-dry, and thus heavy.

3.3. Thermal Performance Tests of Processing *A. Secundiflora* Sap Using the ELECTRIC Hot Plate

Table 6 shows a summary of results of the thermal performance tests of *A. secundiflora* sap using an electric hot plate. The time taken to process *A. secundiflora* sap into paste was constant at 75 minutes irrespective of the initial temperature of the sap before heating commenced. The pot content temperature rose up to a mean maximum of 94°C and then dropped to 93°C when the paste began to form. After the paste had formed, the pot content temperature dropped to an average of 90.30°C. Fig. (8) shows the temperature profile generated for processing *A. secundiflora* sap into paste. Results revealed that temperatures in the range of 90-100°C were sufficient for processing *A. secundiflora* sap into paste.

3.4. Thermal Performance of Processing *A. Secundiflora* Sap Using the Parabolic Solar Cooker

Table 7 gives a summary of the thermal performance of the domestic parabolic solar cooker in processing *A. secundiflora* sap into paste. The performance of the solar cooker depended on solar radiation and ambient and pot content temperatures, which determined the heating time required to convert the leaf sap into paste. Variations in solar radiation and wind velocity were observed. The shortest heating time

Table 7. Summarized Results Showing Thermal Performance of the Domestic Parabolic Solar Cooker in Processing *A. Secundiflora* Sap Into Paste

Parameter	Average Value
Yield of paste (g)	247.60 ± 16.50
Heating Time (Minutes)	206.00 ± 35.90
Water Loss (%)	77.77 ± 1.50
Cooker Efficiency (%)	31.00 ± 2.90
Ambient Temperature (°C)	28.00 ± 0.20
Absorber Temperature (°C)	80.10 ± 2.80
Pot Content Temperature (°C)	62.50 ± 1.80
Solar Radiation (W/m ²)	769.00 ± 14.00
Wind Velocity (m/s)	1.10 ± 0.10

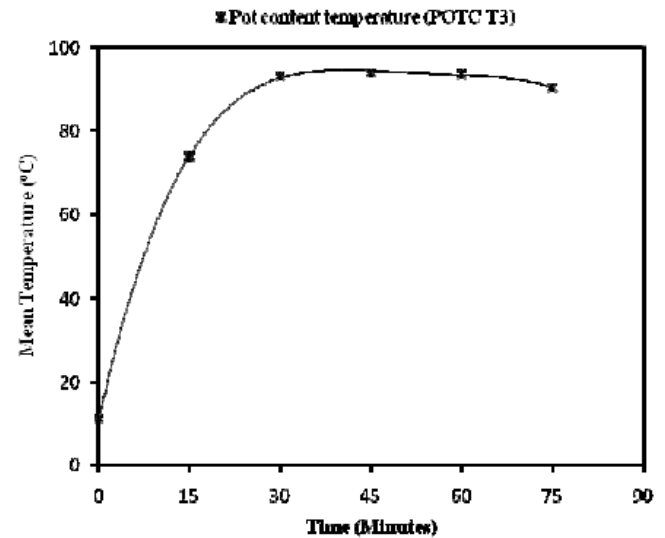


Fig. (8). Temperature profile during processing of *A. secundiflora* sap into paste using the electric hot plate.

was recorded on day 2 while the longest occurred on day 4. This could be attributed to the high and constant solar radiation on day 2, and the highly variable solar radiation on day 4. In addition, there was a lower average wind velocity on day 2 compared to day 4. On day 4, the minimum solar radiation was below the recommended value of 450W/m² while the wind velocity was above the recommended value of 2.5m/s. The variations in solar radiation and ambient, absorber and pot content temperatures for day 1 and 4 presented in Fig. (9) and Fig. (10) illustrate the effect of solar radiation on the performance of the solar cooker. Results showed that wind velocity had no significant effect on the heating time. Absorber temperatures continuously fluctuated even at high solar radiation. This could be attributed to a shift in the focus of the sun’s beam that was reflected onto the cooking vessel during tracking of the parabolic solar cooker, which in turn affected the pot content temperature of the *A. secundiflora* sap. The yield of *A. secundiflora* paste was lower on day 4, which could be explained by the longer

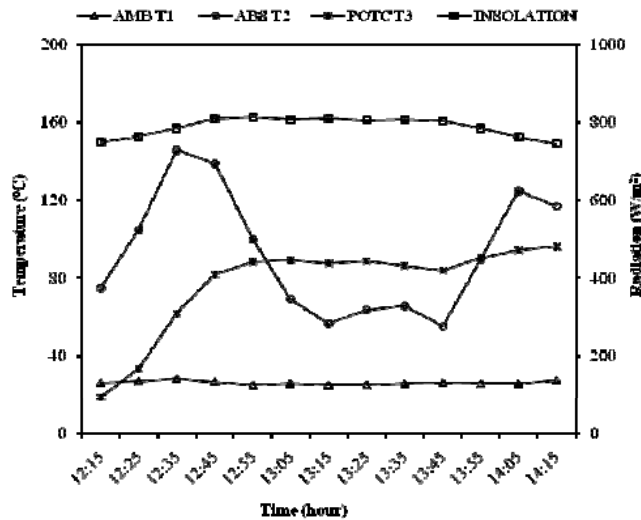


Fig. (9). Solar radiation and temperature profiles during Day 1 of processing using solar parabolic cooker.

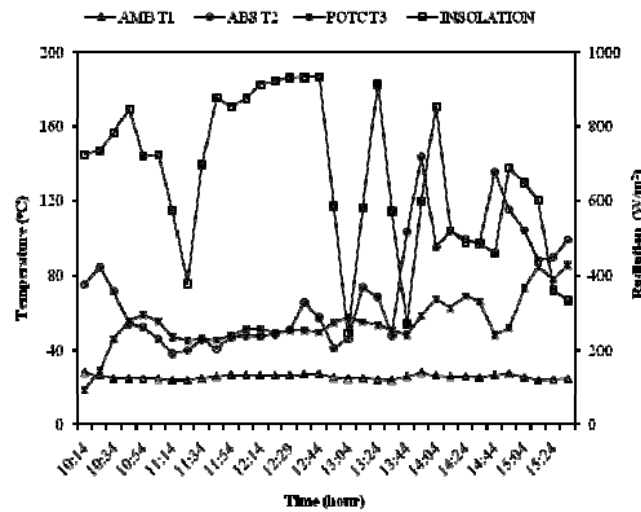


Fig. (10). Solar radiation and temperature profiles during Day 4 of processing using solar parabolic cooker.

heating time that caused higher losses of some of the more volatile constituents in the leaf sap.

3.5. Quality of Processed *A. Secundiflora* Paste

Table 8 shows the results from the high performance liquid chromatography (HPLC) analysis of Aloin A (Barbaloin) content in *A. secundiflora* leaf sap and *A. secundiflora* paste processed using fuelwood, electricity and solar energy. The Aloin A content was found to be highest in *A. secundiflora* sap followed by paste processed using solar, electricity and fuelwood energy respectively.

3.6. Determination of Energy Requirements for Processing *A. Secundiflora* Paste

Sensible and latent heat energies of electricity and solar parabolic cookers were determined and their difference from energy input considered as heat loss. Unit conversion of 1 kWh = 3.6 x 10⁶J was used. For the electric hot plate, power input was equivalent to the power rating (1 200W). The en-

Table 8. Percentage content of Aloin in processed and unprocessed *A. secundiflora*

Source	Aloin A content (%)
Leaf sap	40.96.
Paste processed using fuel wood	32.00
Paste processed using electricity	36.30
Paste processed using solar energy	37.50

ergy input would then be the rating multiplied by the average heating time (75 minutes) taken to process *A. secundiflora* leaf sap into paste.

$$\begin{aligned} \text{Energy input} &= [1.2 \times (75/60) \times 3.6 \times 10^6] \text{ J} \\ &= 5.40 \times 10^6 \text{ J} \end{aligned}$$

The temperature profile of *A. secundiflora* leaf sap during the heating process showed a polynomial cubic function. The energy output was calculated as sensible heat required to raise the temperature of *A. secundiflora* leaf sap from 11.20 - 94.00 °C and latent internal heat as the sap changed phase from liquid slurry to paste. To calculate sensible heat, the parameters established for *A. secundiflora* leaf sap were substituted in Eq. (3),

$$\begin{aligned} \text{Sensible heat} &= 1113.70 \times 3.4 [94.00 - 11.20] \text{ J} \\ &= 313.53 \times 10^3 \text{ J} \end{aligned}$$

During paste formation, heat was released and the temperature dropped from 94.00 - 90.30°C, thereby creating a positive latent heat flux. During the phase change, water evaporated from the sap and it was assumed that the latent internal heat of vaporization [See: Eq. (5)] [18] was that of the water that evaporated.

$$Q_L = m_{ev} \cdot L_{hv} \tag{5}$$

Where Q_L = latent internal heat (J); m_{ev} = mass of water that evaporated (g); L_{hv} = latent heat of vaporization for water (J/g). By substitution,

$$\begin{aligned} Q_L &= [(1113.7-418.5) \times 2260] \text{ J} \\ &= 1.571 \times 10^6 \text{ J} \end{aligned}$$

The energy required to process *A. secundiflora* sap into paste is Sensible heat + Latent heat

$$\begin{aligned} &= [(0.31353 + 1.571) \times 10^6] \text{ J} \\ &= 1.884 \times 10^6 \text{ J.} \end{aligned}$$

Therefore, the energy efficiency, η = [Sensible heat + Latent heat]/[Electric Energy Input]

$$\begin{aligned} &= [1.884 \times 10^6] \times 100\% \\ &= 5.40 \times 10^6 \\ &= 34.89\% \end{aligned}$$

For the parabolic solar cooker, the power input was a function of solar radiation and aperture area of the cooker [See: Eq. (6)] [16]. The energy output would then be the power input multiplied by heating time taken to process the sap. With reference to Table 1 and using average values,

Table 9. Summary of Results to Show Temperatures and Solar Cooker Heat Efficiency

Parameter	Minimum	Maximum	Average
<i>A. secundiflora</i> POTC T3 temperature (°C)	19.00	96.30	62.50
Interval POTC T3 temperature difference (°C)	0.10	28.35	6.49
Interval temperature difference (°C) [ΔT = ABS T2 - AMB T1]	-3.20	68.6	36.6
Energy output (J.10 ³)	0.38	107.35	25.83
Power output (W)	0.63	178.92	43.05
Sensible heating efficiency (%)	0.04	16.01	3.73

$$P = I.A_p \tag{6}$$

Where I = solar radiation (W/m²). A_p = aperture area (m²).
 = (769 x 1.54) W
 = 1.18 kW

Average Energy input = [1.18 x (206/60) x 3.6 x 10⁶] J
 = 14.64 x 10⁶ J

Table 9 gives a summary of results for temperature and energy efficiency of the solar parabolic cooker system. Constant mass of *A. secundiflora* sap was used in the calculation of sensible heat output for each 10 minutes interval during processing. Sensible heat efficiency of the parabolic solar cooker was calculated using Eq. (7) [16]. The efficiency of the domestic parabolic solar cooker varied from 0.04 - 16.01%, with an average of 3.73%. This efficiency variation could be attributed to solar insolation and ambient temperature, and the absence of insulation which could have resulted in heat losses.

$$\eta = \frac{\left(\frac{m_a \cdot c_{pa} \cdot \Delta T}{\Delta t} \right)}{I.A_p} \times 100\% \tag{7}$$

Eq. (6) was used to calculate the latent internal heat that evaporated 866.10g of water [See: Table 7], which was found to be 1.96 x 10⁶ J. The latent heat efficiency was found to be 13.37% using the system average energy input of 14.64 x 10⁶ J. Using the average values, the overall heat transfer coefficient was calculated using Eq. (8) [31].

$$U = \frac{(1 - \eta_e) A_p I}{(T_{ABST2} - T_{AMBT1})} \tag{8}$$

Where U = heat transfer coefficient (W/m² K); η_e = sensible heat efficiency (%); η_e = overall heat [sensible + latent] efficiency (%); Δt = interval time (10 minutes).

Cooker system efficiency, η_e = (3.73 + 13.37) %
 = 17.10 %

Overall heat transfer coefficient = [(1-0.171) x 769]/ [36.6] W/m² K
 = 17.40 W/m² K

Comparatively and where water has been used to test parabolic solar cookers, energy efficiencies of 2.8-15.7% [16] and 26.6% [17] have been attained.

3.7. Annual Green House Gas Emission Saving when Solar and Electricity Energy was Used

Fuelwood energy used to process *A. secundiflora* paste contributes to direct and indirect emission of greenhouse gases including carbon dioxide (CO₂) and methane (CH₄). Based on the results presented in Table 5 and literature values of carbon (C) in fuelwood [32], some assumptions were made for ease of computing direct and indirect CO₂ emissions.

3.7.1. Direct Carbon Dioxide Emission

Assumptions: Constant processing of 445 480g of *A. secundiflora* sap per week for 48 weeks annually by 20 of the local dealers in Kinango District, Kenya covered by the survey.

Constant yield of 228 530g *A. secundiflora* paste per week for 48 weeks annually processed by the 20 dealers.

Approximately 10.97 tonnes of *A. secundiflora* paste produced per year by the 20 dealers.

35% Carbon is found in fuelwood [32]

Carbon (C) + Oxygen (O₂) = Carbon dioxide (CO₂)

To produce 10.97 tonnes of paste annually, 45.20 tonnes of fuelwood are used. The 35% Carbon found in the 45.20 tonnes of fuelwood is = (0.35 x 45.2) tonnes
 = 15.82 tonnes of carbon

Hence, CO₂ saving per year = 15.82 x (44/12) tonnes
 ≈ 58.01 tonnes

3.7.2. Indirect Carbon Dioxide Emission

Uncut trees sequester CO₂, which is indirectly emitted when trees are cut for fuelwood energy use. Assumptions used were [32]:

1 tree = 0.3 tonnes of fuelwood
 1 hectare (ha) = 100 trees
 CO₂ absorbed/ha = 30 tonnes

For 45.20 tonnes of fuelwood used annually, the equivalent number of trees cut

$$= 45.20 \div 0.30 \text{ trees}$$

$$\approx 151 \text{ trees}$$

Therefore the size of land

$$= (151 \div 100) \text{ ha}$$

$$= 1.51 \text{ ha}$$

Total CO₂ absorbed annually

$$= (1.50 \times 30) \text{ tonnes}$$

$$= 45.30 \text{ tonnes.}$$

Therefore, when solar or electricity energy is used as substitute for fuelwood energy to process 10.97 tonnes of *A. secundiflora* paste, the CO₂ green house gas emission saved would be $(58.01 + 45.30) = 103.31$ tonnes.

CONCLUSION AND RECOMMENDATIONS

In this study *A. secundiflora* leaf sap was found to constitute very high percentage (81.30%) of water. This is a property that necessitates heat treatment of *A. secundiflora* leaf sap to remove excess water to form a stable paste product. If not removed, the high water content normally leads to deterioration of the *Aloe* leaf sap due to microbial attack and breakdown [23, 24]. The traditional methods of processing *A. secundiflora* leaf sap into paste utilize approximately 4 119g of fuelwood that is purchased or sourced directly from trees and shrubs in the surrounding semi-arid areas to process 1 tonne of the paste.

In the case study involving 20 commercial dealers in Kinango District, an estimated 10.97 tonnes of *A. secundiflora* paste is produced annually using an estimated 45.20 tonnes of fuelwood. This would translate to annual clearing of approximately 151 trees covering an estimated 1.51ha of forest land to obtain the required fuelwood. Taking into account the fact that the case study was a small sample of the population in Arid and semi-arid parts of Africa that is involved in the trade, the large quantities of fuelwood used not only contribute to deforestation and loss of biodiversity but also to carbon dioxide green house gas emissions, whose long term effects include environmental and land degradation and climate change respectively. Hence, the use of solar or electricity energy types would reduce the negative effects of using fuelwood energy.

Based on the results of this study, solar concentration technology is an attractive alternative to using fuelwood to process *A. secundiflora* leaf sap into paste. The temperature range of 90 - 100°C that was required to process *A. secundiflora* sap into paste could be easily attained by solar cookers. Solar energy is free and abundant especially in the semi-arid and arid areas of Africa where *A. secundiflora* grows.

A. secundiflora paste produced using solar energy showed a higher content of Aloin A (37.20%) compared to electricity (36.30%) and fuelwood (32.00%) energy. Aloin A (or Barbaloin) is an anthraquinone glycoside which is a bitter, yellow-brown colored compound found in the exudates of at least 68 *Aloe* species [33, 34]. It is used as a stimulant-laxative in treating constipation and as a bittering agent in commercial alcoholic beverages [1, 5, 30]. Aloin content is generally used as a standard measure of the quality of *Aloe* extracts [30, 35]. The higher the Aloin content, the higher the value of the *Aloe* extracts. The variations in Aloin content in *A. secundiflora* paste produced using solar, electricity

and fuelwood energy could be attributed to possible changes in thermo-chemical reactions in the sap with likely overheating when using fuelwood, and gentle heating when using electricity and solar energy.

Solar energy was more efficient in reducing the water content of *A. secundiflora* leaf sap by 77.77% compared to electricity (62.40%) and fuelwood (48.70%) energy, thereby providing a more stable paste. Improvements on the parabolic solar cooker system would include modification and insulation of the potholder to store energy and minimization of heat losses are recommended in further research. It is expected that results from the pilot-scale processing of *A. secundiflora* sap into paste using the elliptical parabolic solar concentrator installed at the community-based facility in Kinango District in Kenya will provide more insight into the feasibility of applying solar concentrating technology in rural processing of *A. secundiflora* paste.

ACKNOWLEDGEMENT

The authors would like to thank the Biovision Foundation, Critical Ecosystem Partnership Fund-Conservation International [CEPF-CI] and Ford Foundation for providing financial support for carrying out this study. The authors also acknowledge the Appropriate Technology Centre at Kenyatta University for hosting the research study, Dr. Ian Gordon for encouragement, guidance support and Dumbule Women Group, a self-help community-based group that owns and manage the processing facility in Kinango where the field trials are being conducted.

CONFLICT OF INTEREST

None Declared.

NOMENCLATURE

%	=	Percent
°	=	Degree
μl	=	Microlitre
μm	=	Micrometre
μV/°C	=	Microvolt per degree centigrade
°C	=	Degrees centigrade
ABS T2	=	Absorber temperature (T2)
AMB T1	=	Ambient temperature (T1)
cm	=	Centimetre
g	=	gram
HPLC	=	High Pressure Liquid Chromatography
ha	=	Hectares
i.d	=	internal diameter
J	=	Joules
J/g	=	Joules per gram
J/g °C	=	Joules per gram per degree centigrade
kg	=	Kilogram
kg/m ³	=	Kilogram per cubic metre
m/s	=	Metres per second

mbar	=	Millibar
mg	=	Milligram
min	=	Minute
mL	=	Millilitre
mL/min	=	Millilitres per minute
mm	=	Millimetre
mV/kW m ²	=	Millivolt per kilowatt per square metre
nm	=	Nanometre
POTC T3	=	Pot content temperature (T3)
UV	=	Ultra-violet
v/v	=	volume in volume concentration
W	=	Watt
W/m ²	=	Watt per square metre
W/m ² K	=	Watt per square metre per degree Kelvin

REFERENCES

- Newton, L. E., *Aloe secundiflora* Engl. In *Medicinal plants/plantes médicinales 1*, Schmelzer, G. H. G.-F., A., Ed. Prota 11(1):[CD-Rom], PROTA: Wageningen, Netherlands, 2006.
- Carter, S., *Aloaceae*. In *Flora of Tropical East Africa*, Polhill, R. M., Ed. A.A. Balkema: Rotterdam, Netherlands, 1994; pp 1-60.
- Newton, L. E. *Aloes* in Habitat. In *Aloes: The Genus Aloe*, Reynolds, T., Ed. CRC Press: Boca Raton, Florida, 2004; pp 3-14.
- Kokwaro, J. O. *Medicinal Plants of East Africa*. 2nd ed.; Kenya Literature Bureau: Nairobi, 1993.
- Mukonyi, K. W.; Owuor, B.; Chikamai, B. N.; Wabuye, E. Status of Aloe exploitation, conservation and its distribution to communities' livelihoods in Kenyan drylands. *J. Disc. Innov.*, 2007, 19, 231-241.
- Waihenya, R. K.; Mtambo, M. M.; Nkwengulila, G. Evaluation of the efficacy of the crude extract of *Aloe secundiflora* in chickens experimentally infected with Newcastle Disease Virus. *J. Ethnopharma.*, 2002, 79 (3), 299-304.
- Waihenya, R. K.; Mtambo, M. M.; Nkwengulila, G.; Minga, U. M. Efficacy of crude extract of *Aloe secundiflora* against *Salmonella gallinarum* in experimentally infected free-range chickens in Tanzania. *J. Ethnopharma.*, 2002, 79 (3), 317-323.
- Waihenya, R. K.; Keriko, J. M.; Mtambo, M. M. A.; Nkwengulila, G.; Kayser, O.; Hafez, H. M. Antiviral activity of the crude extracts and phytochemical fractions of *Aloe secundiflora* against Newcastle Disease Virus. *J. Trop. Microb. and Biotech.*, 2005, 1 (1), 4.
- Msoffe, P. L. M.; Mbilu, Z. M., The efficacy of crude extract of *Aloe secundiflora* on *Candida albicans*. *Afr. J. Trad. Complem. Alter. Med.*, 2009, 6 (4), 592-595.
- Waihenya, R.; Kayser, O.; Hagels, H.; Zessin, K. H.; Mtambo, M.; Nkwengulila, G., The phytochemical profile and identification of main phenolic compounds from the leaf exudate of *Aloe secundiflora* by High-Performance Liquid Chromatography-Mass Spectroscopy. *J. Phytochem. Anal.*, 2003, 14 (2), 83-86.
- King, E. G., Facilitative effects of *Aloe secundiflora* shrubs in degraded semi-arid rangelands in Kenya. *J. Arid Environ.*, 2008, 72 (4), 358-369.
- King, E. G.; Stanton, M. L. Facilitative effects of *Aloe* shrubs on grass establishment, growth, and reproduction in degraded Kenyan rangelands: Implications for restoration. *J. Rest. Ecol.*, 2008, 16 (3), 464-474.
- Newton, L. E. On the suitability of Kenyan *Aloe* for commercial cultivation. *E. Afr. Nat. Hist. Soc. Bull.*, 1987, 17, 5-8.
- Mukonyi, K. W.; Situma, C. A.; Lusweti, A.; Kyalo, S.; Erik, K. Commercial wild *Aloe* resource base in Kenyan and Ugandan drylands as alternative livelihoods source to rural communities. *J. Disc. Innov.*, 2007, 19, 220-230.
- Lubia, I. K.; Kyalo, S. N.; Mukonyi, K. W.; Lusweti, A. M.; Situma, C. A. Strategy for conservation and management of commercial *Aloe* species in Kenya wildlife services: Nairobi., 2008, 2-45.
- Ozturk, H. H. Experimental determination of energy and exergy efficiency of solar parabolic cooker. *J. Solar. Energy*, 2004, 77 (1), 67-71.
- Arenas, J. M. Design, development and testing of a portable parabolic solar kitchen. *J. Renewable Energy*, 2007, 32 (2), 257-266.
- Schwarzer, K.; Vieira da Siva, M. E., Characterization and design of solar cookers. *J. Solar. Energy*, 2008, 82 (2), 157-163.
- Kaushik, S. C.; Gupta, M. K. Energy and exergy efficiency comparison of community-size and domestic-size paraboloid solar cooker performance. *Energy. Sustain. Dev.*, 2008, XII (3), 60-64.
- Shukla, S. K. Comparison of energy and exergy efficiency of community and domestic type parabolic solar cookers. *Int. J. Green Energy*, 2009, 6 (5), 437-449.
- Karagiorgas, M.; Botzios, A.; Tsoutsos, T. Industrial solar thermal applications in Greece economic evaluation, quality requirements and case studies. *J. Renew. Sustain. Energy Rev.*, 2001, 5 (2), 157-173.
- Kalogirou, S. The potential of solar industrial process heat applications. *J. Appl. Energy*, 2003, 76 (4), 337-361.
- Waller, T. A.; Pelley, R. P.; Strickland, F. M. Industrial processing and quality control of *Aloe Barbadosis* (*Aloe vera*) gel. In *Aloes: The Genus Aloe*, Reynolds, T., Ed. CRC Press: London, 2004; pp 134-205.
- Ramachandra, C. T.; Rao, P. S. Processing of *Aloe vera* leaf gel: A review. *Am. J. Agric. Biol. Sci.*, 2008, 3 (2), 502-510.
- ASTM D1895-96 (2010). Standard test method for apparent density, bulk factor and pourability of plastic materials.
- Chantal, O. Physical and chemical characteristics of *Aloe* gels. M.Sc. Thesis, University of Johannesburg, 2005.
- Funk, P. A. Testing and reporting solar cooker performance. In *ASAE Standards*, USDA, ARC., 2003; pp. 825-826.
- Thoruwa, T. F. N. Physical and microbiology investigations of day and night photovoltaic-desiccant solar crop dryer for village use in Kenya. University of Strathclyde, Glasgow, 1996.
- Zonta, F.; Masotti, P.; Bogoni, P. In *Analysis by HPLC of aloin in Aloe and various products*, Proceedings of the Conference, XVI National Conference of Commodity, September 1-3; Pavia, 1994; pp. 392-398.
- Zonta, F.; Bogoni, P.; Masotti, P.; Micali, G. High-performance liquid chromatographic profiles of Aloe constituents and determination of aloin in beverages, with reference to the EEC regulation for flavouring substances. *J. Chromatogr. A* 1995, 718 (1), 99-106.
- Schwarzer, K.; Vieira da Silva, M. E. Solar cooking system with or without heat storage for family and institutions. *J. Solar Energy*, 2004, 75 (1), 35-41.
- Nandwani, S. S. Solar cookers-cheap technology with high ecological benefits. *J. Ecol. Econ.*, 1996, 17, 73-81.
- Reynolds, T. *Aloe Chemistry*. In *Aloes: The Genus Aloe*, Reynolds, T., Ed. CRC Press: Boca Raton, London, New York, Washington, D.C. 2004; pp 39-74.
- Groom, Q. J.; Reynolds, T. Barbaloin in *Aloe* species. *J. Planta Med.*, 1987, 53 (4), 345-348.
- Ishii, Y.; Tanizawa, H.; Takino, Y. Fluorophotometry of barbaloin. *Aloe. Chem. Pharm. Bull.*, 1984, 32, 4946-4950.

Received: May 29, 2011

Revised: July 12, 2011

Accepted: July 19, 2011

© Ondiaka et al.; Licensee Bentham Open.

This is an open access article licensed under the terms of the Creative Commons Attribution Non-Commercial License (<http://creativecommons.org/licenses/by-nc/3.0/>) which permits unrestricted, non-commercial use, distribution and reproduction in any medium, provided the work is properly cited.